



Irene Albrecht
Quality Assurance

Beate Albrecht
Managing Director

Sabine Albrecht
Market and Technology

Rehabilitation can stand for the healing of traumatised structures, both post-surgically as well as conservatively. Rehabilitation may also stand for the adaptation to altered circumstances.

Functional rehabilitation has many faces. The amateur snowboarder following an accident. A child falling off a swing. The osteoporotic grandfather. A stroke patient. The herniated disk after heavy lifting. A golfer with chronic knee pain. The torn PCL after the ski trip. A neurological defect in the womb. We strive to offer solutions that are as diverse as the people, that we aim to support. We foster relationships with medical professionals and technicians in continuous pursuit of innovation and scientific advance.

Together – for a life in motion.





Green

symbolises growth and awakening, vitality and personal passions.

Green is life-affirming, new hope.

Green is the colour of nature. As such it is easily overlooked and taken for granted. Just like we take our health for granted, until it no longer is.

Green is the shoot, that springs from an injured structure and rings in healing.

Green supports.

is albrecht

We believe in customer orientation

Because cooperation is the foundation.



We believe in innovation

Because technology is fun.



We believe in sustainability

Because otherwise there is no future.



We believe in quality

Because that is what our patients deserve.





No one is S, M, L, XL - this sentence has been with us for a long time. People cannot be categorized, and this has never been more relevant than today.

Not least because of our production site in Upper Bavaria and the albrecht principle of modularity, we can produce modular changes and size modifications according to your wishes.

albrecht

albrecht orthotic devices

Table of content

albrecht – For a dynamic life	1
Functional orthoses	7
Hypex® Lite Knee Brace	8
Jack PCL Brace	10
Elbo-track	12
taluir® Ankle Brace	14
talupro® Ankle Brace	15
CDS® - Orthoses for dynamic correction	17
CDS® Knee Brace	
— CDS® Knee Brace Extension	18
— CDS® Knee Brace Flexion	22
CDS® Knee Brace Amputation	24
CDS® Ankle Brace	
— CDS® Ankle Brace	26
— CDS® Ankle Brace Neuro	30
CDS® Elbow Brace	
— CDS® Elbow Brace Extension	32
— CDS® Elbow Brace Flexion	34
— CDS® Ellbogenschiene Duo	36
— CDS® Sup-Prosan	38
CDS® Wrist Brace	
— CDS® Wrist Brace Extension	40
— CDS® Wrist Brace Flexion	42
— CDS® Wrist Brace Duo	44
CDS® Manusan	46
Manusan	47
halluxsan®	48
Combination Braces	
— CDS® Combination Brace Knee - Ankle	50
— CDS® lock Combination Brace Knee - Ankle	51
— CDS® Combination Brace Knee Elbow - Wrist	52
INDIVIDUAL	53
INDIVIDUAL – Hinges for customized orthoses	54
INDIVIDUAL hinge finder for CDS® Hinges and CDS® Nano Hinges	55
Technical data for CDS® Hinges and CDS® Nano Hinges	56
Materials and widths	56
CDS® Alignment Set	56
Additional accessory to the CDS® Alignmmt Set	57
CDS® Hinge Selection	58
Anchor for CDS® Hinges	60
Anchor for CDS® Nano Hinges	60
CDS® Stabiliser	60
CDS® Nano Stabiliser	60
CDS® Hinge 360°	61
CDS® Hinge 360° plus	61
CDS® Nano Hinge	61
CDS® lock Nano Hinge	62
CDS® lock INDIVIDUAL Sets	62
CDS® Hybrid Hinge	62
CDS® Nano Hybrid Hinge	63
ROM Nano Adapter Hinge	63

CDS® Mikro Hinge	63
CDS® Nano Anchor straight slot	64
Hand Piece Nano	64
Coniungi	64
Immobilizers	65
Immobilizer (foot)	66
Immobilizer (elbow)	67
Arm sling	68
Toe plate	69
Aluminium Finger Splint	70
Baseball Splint	70
Curved Finger Splint	71
Finger Cot	71
Frog Splint	72
Staxs-Mallet	72
Splintbox	73
MKS® – Spinal orthoses	75
MKS® Body belt	
— MKS® Body belt	76
— MKS® Body belt plus	77
— MKS® Vario	78
MKS® Lumbago	
— MKS® Lumbago	79
— MKS® Lumbago plus	80
— MKS® Lumbago Vario	81
MKS® Pontsana®	
— MKS® Pontsana®	82
— MKS® Pontsana® plus	83
— MKS® Pontsana® mobil	84
— MKS® Pontsana® stabil	85
MKS® Osteo	
— MKS® Osteo	86
— MKS® Osteo – reduced height	88
— MKS® Osteo plus	90
— MKS® Osteo plus – reduced height	92
— MKS® Osteo flex	94
— MKS® Osteo flex – reduced height	96
— MKS® Osteo flex plus	98
— MKS® Osteo flex plus – reduced height	100
MKS® Lumbo	
— MKS® Lumbo	102
— MKS® Lumbo forte	104
— MKS® Lumbo plus	106
— MKS® Lumbo forte plus	108
— MKS® Lumbo mobil	110
— MKS® Lumbo fenestra	112
MKS® Extensa / MKS® Thorecta	
— MKS® Extensa	114
— MKS® Extensa plus	116
— MKS® Thorecta	118
— MKS® Thorecta plus	120
MKS® Core-Compression-Bandage	122
Meaning of indicated dimensions	124



Functional orthoses

Full physiological mobility

Functional braces relief and stabilize joints and ligaments after trauma and surgery. They support joints and ligaments in the healing process while maintaining the natural range of motion.

While protecting fragile joints and ligaments during rehabilitation, our functional braces are also designed to allow a guided, step by step return to full physiological mobility.

Professor Eijnar Eriksson:

Knee extension deficit has been one of the most cumbersome problems after reconstruction of the anterior cruciate ligament (ACL). Studies show that a straight postoperative brace tends to leave the operated and bandaged knee in some degrees of flexion. Prevention of extension deficit can be done in many ways but the use of a albrecht Hypex® Lite brace set at -5 deg postoperatively seems to be an easy way of preventing this complication.

Werner S, Eriksson E:

Can a postoperative brace in slight hyperextension prevent an extension lag after ACL.reconstruction?

Abstracts – 10th Congress ESSKA. P.123, 2002.

Mikkelsen C, Cerulli G, Lorenzini M, Bergstrand G, Werner S:

Can a post-operative brace in slight hyperextension prevent extension deficits after anterior cruciate ligament reconstruction. Knee Surg Sports Traumatol Arthroscop (2003) 11: 318-321.

Hypex® Lite Knee Brace

Knee orthosis with 4 point principle and extension/flexion-limitations

Patents DE 199 33 197 / EP 0 956 837 / US 6,375,632 / EP 3 761 920 / EP 3 761 921

Sizes  This product is also available in pediatric sizes.

Indications

- Collateral ligament injuries
- ACL and PCL ruptures
- Meniscus injury
- Femur condyle fracture
- Patella fracture
- Tibial plateau fracture
- Condition after meniscus reconstruction
- Condition after microfracturation,
- Pridie drilling
- Condition after abrasion chondroplasty
- Condition after cartilage transplantation
- Condition after osteotomies (procedures)
- Patella luxation
- Moderate instability of the knee
- Multiligamentous instability
- Genu recurvatum

Features

- Physiological motion sequence through combined arrangement of hinges
- Anatomically formed hinge rods and shells
- Individually adjustable straps
- Limits may be adjusted without tools
- Continuously adjustable extension between +45° and -15° to allow for physiological hyperextension of the knee
- Flexion can be adjusted in 15° intervals up to 90° (max flexion 130°)
- Continuous immobilisation between +45° and -15°
- Easy handling and high wearing comfort



Mode of operation

The Hypex® Lite Knee Brace stabilises and relieves the knee during conservative and post-operative rehabilitation. Straps and shells may be adjusted individually for high wearing comfort, shifting out of place is prevented. The Hypex® Lite ensures the same stability as a rigid frame orthosis. The continuously adjustable extension stop allows for physiological hyperextension of the knee.

Size chart and article numbers

Size	L/L	L/M	M/L	M/S	S/S	XS/XS	XXS
Hinge	ROM Hinge				ROM Nano Hinge		
Shells	PE Shells				Textile Shells (black)		
Length at thigh medial [cm]*	24	19 - 23	18 - 21	17 - 20	18	15	12
Length at calf medial [cm]*	26,5	25 - 28	20 - 23	21 - 25	20	18	15
Circumference at thigh [cm]	36 - 66	33 - 43	36 - 66	30 - 40	30 - 40	25 - 35	20 - 30
Circumference at calf [cm]	27 - 47	24 - 35	27 - 47	22 - 32	22 -32	20 - 30	15 - 25
Art.-No. left	804LL-L	804LM-L	804ML-L	804MS-L	804SS-L	804XSXS-L	804XXS-L
Art.-No. right	804LL-R	804LM-R	804ML-R	804MS-R	804SS-R	804XSXS-R	804XXS-R

*in combination with the respective shell set

Hypex® Lite – for all stages of rehabilitation

The Hypex® Lite Knee Brace is used during all stages of rehabilitation - from post-surgical/posttrauma to full recovery and enables an individual step by step adjustment until the physiological extension of the other leg is reached.

Hinge medial
(monocentric)



Hinge lateral
(polycentric)



For Sizes:


L/L
L/M
M/L
M/S

Modules for the modular assembly of sizes S/S, XS/XS, XXS

When combining modules of different sizes, we recommend consulting albrecht to ensure the compatibility of the modules.

Thigh Shell Sets

Size	S/S	XS/XS	XXS
Shells	Textile shells (black)		
Circumference at thigh [cm]	30 - 40	25 - 35	20 - 30
Art.-No. left	832SS-L	832XSXS-L	832XXS-L
Art.-No. right	832SS-R	832XSXS-R	832XXS-R



Hinge Sets Hypex® Lite




Size	S	XS	XXS
Use for	S/S	XS/XS	XXS
Hinge	ROM Nano Hinge		
Length at thigh medial [cm]*	18	15	12
Length at calf medial [cm]*	20	18	15
Art.-No. left	820-820-S	820-822-S	820-824-S
Art.-No. right	820-821-S	820-823-S	820-825-S

*in combination with the respective shell set

Calf Shell Sets

Size	S/S	XS/XS	XXS
Shells	Textile Shells (black)		
Circumference at calf [cm]	22 - 32	20 - 30	15 - 25
Art.-No. left	833SS-L	833XSXS-L	833XXS-L
Art.-No. right	833SS-R	833XSXS-R	833XXS-R




Jack* PCL Knee Brace

Dynamic knee orthosis to relieve the PCL

Patents

EP 1 575 464 / EP 1 114 619 / EP 0 841 044 / US 7,309,322 / US 5,954,677 / EP 3 352 713 / further patents pending

Sizes

 This product is also available in pediatric sizes.

Indications

- PCL ruptures
- Partial ruptures and elongations of the PCL

Features

- Constant translation force independent of the flexion angle
- Individually adjustable spring tension
- Spring force can be adjusted infinitely and individually
- Spring force can be easily increased or reduced at any time
- Spring tension can be switched on and off without tools whilst retaining the set pressure force at the calf shell
- Limitation in 15° increments in extension and flexion -
- Extension limitation 0° / 15° / 30° / 45°
- Flexion limitation 60° / 75° / 90° / 105° / 120°
- ROM possible from 0° to 120°
- Temporary immobilisation possible
- High level of wearing comfort due to breathable, lightweight aluminium thigh shells
- High flexibility due to adjustable, customisable thigh shells
- Extended size system, incl. paediatric sizes
- Modular elements that can be combined with one another
- Anatomically shaped tibia shell to improve pressure distribution
- Strap system can be adjusted to suit individual requirements
- Easy handling and high level of wearing comfort




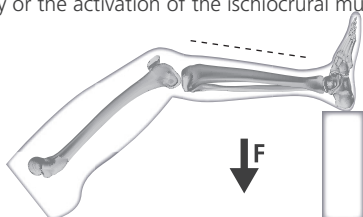
Mode of Operation

The Jack PCL Knee Brace overcomes the gravity of the lower leg to relieve the posterior cruciate ligament. The translation force may be adjusted to the leg and weight of the patient through setting the tension on both sides of the brace. Hereby the detrimental effects of the muscle and gravitation forces can be counteracted. The slipping of the tibia into the posterior drawer position is inhibited.

The idea behind the Jack PCL Knee Brace

The Problem: Posterior drawer position caused by gravity or the activation of the ischiocrural muscles.

The solution: Constant anterior directed force.



Size chart and article numbers

Size	L/L	L/M	L/S	LM/S	M/L	M/M	M/S	S/XS
Length at thigh medial [cm]*	23 - 25,5	23 - 25,5	23 - 25,5	23 - 25,5	18,5 - 21	18,5 - 21	18,5 - 21	17,5 - 20
Length at calf medial [cm]*	34	32	31	31	29	27	26	24
Circumference at thigh [cm]	36 - 66	36 - 66	36 - 66	33 - 43	36 - 66	36 - 66	36 - 66	30 - 40
Circumference at calf [cm]	40 - 48	33 - 40	27 - 33	27 - 33	40 - 48	33 - 40	27 - 33	22 - 27
Art.-No. left	885LL-L	885LM-L	885LS-L	885LMS-L	885ML-L	885MM-L	885MS-L	885SXS-L
Art.-No. right	885LL-R	885LM-R	885LS-R	885LMS-R	885ML-R	885MM-R	885MS-R	885SXS-R

Other sizes available on request

*in combination with the respective shell set

Modules for individual assembly

When combining modules of different sizes, we recommend consulting albrecht to ensure the compatibility of the modules.

Thigh Shell Sets

Size	L	LM	M	S
Circumference at calf [cm]	36 - 66	33 - 43	36 - 66	30 - 40
Art.-No. left	830L-L	830LM-L	830M-L	830S-L
Art.-No. right	830L-R	830LM-R	830M-R	830S-R



Hinge Sets PCL



Size	L				M			S
Use for	L/L	L/M	L/S	LM/S	M/L	M/M	M/S	S/XS
Length at thigh medial [cm]*	23 - 25,5				18,5 - 21			17,5 - 20
Length at calf medial [cm]*	34	32	31	31	29	27	26	24
Art.-No. left	870-300-L				870-310-L			870-320-L
Art.-No. right	870-300-R				870-310-R			870-320-R

*in combination with the respective shell set

Calf Shell Sets

Size	L/L	L/M	L/S	M/L	M/M	M/S	X/S
Circumference at calf [cm]	40 - 48	33 - 40	27 - 33	40 - 48	33 - 40	27 - 33	22 - 27
Art.-No. left	831LL-L	831LM-L	831LS-L	831ML-L	831MM-L	831MS-L	831SXS-L
Art.-No. right	831LL-R	831LM-R	831LS-R	831ML-R	831MM-R	831MS-R	831SXS-R



Meaning of indicated dimensions on page 124

Functional elbow orthosis with ROM limitation

Patents EP 0 956 837 / US 6,375,632 / EP 3 761 920 / EP 3 761 921

Sizes  This product is also available in pediatric sizes.

Indications

- slight to moderate instability of the elbow joint
- post-traumatic or post-surgical immobilisation
- post traumatic or post-surgical controlled movement of the elbow joint

Features

- flexion and extension limits may be adjusted without tools
- extension limit can be adjusted between 0° and 135°
- flexion limit can be adjusted in 15° intervals until 120°
- immobilisation of the brace between 0° and 135°
- individual adjustment of shells and straps
- easy handling and high wearing comfort
- **Elbo-track L/L and M/M:** aluminium shells with ROM hinge
- **Elbo-track S/S and XS/XS:** forearm shell in textile with ROM Nano hinge



Mode of operation

The **Elbo-track** stabilises and relieves the ligamentous apparatus following ligament injuries during conservative and post-operative rehabilitation. Straps and shells may be adjusted individually for high wearing comfort. The continuously variable extension limit between 0° bis 135° allows for individual terminal extension.

Size chart and article numbers

Size	L/L	M/M	S/S	XS/XS
Hinge	ROM Hinge		ROM Nano Hinge	
Shells	Aluminium Shells		Aluminium Shells and Textile Shells (black)	
Length at upper arm medial [cm]	17 - 21	17 - 20,5	17 - 20	14 - 17
Length at forearm [cm]	20 - 24	19 - 22	17,5	14,5
Circumference at upper arm [cm]	28 - 39	20 - 30	15 - 21	12 - 17
Circumference at forearm [cm]	22 - 30	18 - 24	14 - 19	12 - 14

without handle

Art.-No. left	850LL-L	850MM-L	850SS-L	850XSXS-L
Art.-No. right	850LL-R	850MM-R	850SS-R	850XSXS-R

with handle

Art.-No. left	8501LL-L	8501MM-L	8501SS-L	8501XSXS-L
Art.-No. right	8501LL-R	8501MM-R	8501SS-R	8501XSXS-R

Optional adjustable handle with continuously adjustable immobilisation of the wrist between 70° pronation and 70° supination

Optional hand plate with angle adjustment

Optional carrying strap

Accessories

	width	Art.-No. left	Art.-No. right
handle L		991L-HL	991L-HR
handle S		991S-HL	991S-HR
adjustable handle L		993L-HL	993L-HR
adjustable handle S		993S-HL	993S-HR
adjustable handle L	10 cm	994L-HL	994L-HR
adjustable handle M	8 cm	994M-HL	994M-HR
adjustable handle S	6 cm	994S-HL	994S-HR
carrying strap L		580-200-S	
carrying strap S		580-210-S	

taluir® Ankle Brace

Ankle orthosis for stabilisation in one plane

Indications

- Post-surgical protection after ligament repair/reconstruction
- Conservative therapy of ankle joint distortions of all degrees of severity
- Functional therapy of ligament ruptures
- Ankle joint fractures (Weber A)
- Ligament instabilities
- Ligament injuries of the ankle joint
- Severe ankle joint distortion with loosened ligament
- Conservative or functional follow-up treatment of ankle joint fractures and ligament ruptures

Features

- Air chambers made out of skin-friendly polyurethane sheeting
- PVC-free and free of plasticizers
- Air chambers inner core made out of PU foam filling
- Available in white and black

Optional pronation strap for upgrading to talupro®

Mode of Operation

The taluir® provides medial and lateral support to the ankle joint while allowing a great degree of flexion and extension. This allows for a normal motion sequence. The air chambers cushion the supports to prevent unpleasant pressure. Stronger padding at both ankles provides higher pressure at the bottom third of the supporting area. The applied pressure decreases from the bottom towards the top, helping to reduce swelling more rapidly



Size chart and article numbers

Size	S	M	L	M	L
Body height [cm]	under 158	158 - 163	from 163	up to 163	from 163
Colour	white	white	white	black	black
Art.-No. left	600S-L	600M-L	600L-L	600MS-L	600LS-L
Art.-No. right	600S-R	600M-R	600L-R	600MS-R	600LS-R

Accessories

	pronation strap for optional extension to talupro®	
Colour	white	black
Art.-No. left	481-020-S	482-020-S
Art.-No. right	481-025-S	482-025-S

Meaning of indicated dimensions on page 124

Ankle orthosis for stabilisation in one plane, adjustable through pronation strap

Indications

- Postsurgical protection after ligament repair/reconstruction
- Conservative therapy of ankle joint distortions of all degrees of severity
- Functional therapy of ligament rupture
- Ligament injuries of the ankle joint
- Severe ankle joint distorsion with loosened joint
- Conservative or functional follow-up treatment of ankle joint fractures and ligament ruptures

Features

- Anatomically shaped shells
- Air chambers made out of skin-friendly polyurethane sheeting
- Air chambers' inner core made out of PU foam filling
- PVC-free and free of plasticizers
- Available in white and black
- Pronation strap is easily removable

Mode of Operation

The talupro® provides medial and lateral support to the ankle joint while allowing a great degree of flexion and extension. This allows for a normal motion sequence. The air chambers cushion the supports to prevent unpleasant pressure. Stronger padding at both ankles provides higher pressure at the bottom third of the supporting area. The applied pressure decreases from the bottom towards the top, helping to reduce swelling more rapidly.

The pronation strap provides additional stability to the forefoot. The pronation strap can be removed. The pronation strap consists of different firm and semi-elastic materials. The inelastic materials have a supporting and fixating effect. The pronation strap is wrapped around the foot according to the principles of taping in order to counteract supination and talus prolapse/forward movement of the talus.



Functional orthoses

Size chart and article numbers

Size	S	M	L	M	L
Body height [cm]	under 158	158 - 163	from 163	up to 163	from 163
Colour	white	white	white	black	black
Art.-No. left	610S-L	610M-L	610L-L	610MS-L	610LS-L
Art.-No. right	610S-R	610M-R	610L-R	610MS-R	610LS-R



CDS® - orthoses for dynamic correction

CDS® – Controlled-Dynamic-Stretch

„Spring back to life“

Limitation of movement frequently occurs after trauma and surgery. This can cause pain and can perceptibly interfere with the quality of life of those affected. A complex treatment plan and close collaboration of doctors, nurses, therapists and technicians are often necessary to help the patient. With our CDS® braces, we want to provide an innovative aid that will be integrated in an overall plan to assist your patients to return to a „life in motion“.


Our CDS® braces contain an adjustable hinge that exerts controllable dynamic spring force. The individually adjustable spring force is displayed by an indicator and can be deactivated when applying and removing the brace and during breaks in treatment.

The shell construction of the braces offers the greatest comfort in wear and outstanding pressure distribution. The adjustable limitation of the redression range protects the tissue from harmful and painful overstretching.

CDS® Knee Brace Extension

Dynamic spring-loaded knee orthosis

Patents EP 0 841 044 / US 5,954,677 / EP 3 352 713 / further patents pending

Sizes  This product is also available in pediatric sizes.

Indications

- Joint contractures due to
 - vegetative state
 - cerebral palsy
 - genetic syndroms
 - epilepsy
 - spina bifida
 - near-drowning
 - burns
 - stroke
 - spinal injury
 - paralysis
 - craniocerebral injury
 - capsular ligament injury
 - surgery
 - before and after knee replacement
 - arthrosis and chronic polyarthritis
- to prevent recurring constracures following arthrolysis
- rupture of muscle fibre in the quadriceps
- patella tendon tear
- quadriceps weakness
- conservative, post-surgical for all indications that contrindicate active extension of the knee

Mode of operation

The CDS® Knee Brace Extension is based on the CDS®-principle and has been designed to treat an extension deficit of the knee. The brace applies a dynamic low load prolonged stretch to stimulate growth in the contracted tissue. The infinitely adjustable redression range up to -15° prevents harmful overstretching.

Features

- activation of the extensors and stretching of the flexors
- spring tension individually adjustable
- spring tension can be switched on and off without tools and without varying the set spring tension
- adjustable shell- and strap system
- **CDS® Knee Brace Extension L/L, L/M, M/L, M/S:**
 - infinitely variable adjustment of the redression range between -15° and +30°
 - high wearing comfort due to exact adjustment of the air-permeable aluminium shells
- **CDS® Knee Brace Extension S/S, XS/XS, XXS with CDS® Nano hinge:**
 - adjustment of the redression range in 10° steps
 - high wearing comfort due to textile shells



Size chart and article numbers - adults



Size	L/L	L/M	M/L	M/S	S/S	XS/XS	XXS
Hinge	CDS® Hinge				CDS® Nano Hinge		
Shells	Aluminium shells				Textile shells (black)		
Length at thigh medial [cm]*	23 - 25,5	21,5 - 24	18,5 - 21	17,5 - 20	18	15	12
Length at calf medial [cm]*	26,5 - 29	26,5 - 29	20,5 - 23,5	20,5 - 22,5	20	18	15
Circumference at thigh [cm]	36 - 66	33 - 43	36 - 66	30 - 40	30 - 40	25 - 35	20 - 30
Circumference at calf [cm]	27 - 47	24 - 35	27 - 47	22 - 32	22 - 32	20 - 30	15 - 25
Art.-No. left	901LL-L	901LM-L	901ML-L	901MS-L	901SS-L	901XSXS-L	901XXS-L
Art.-No. right	901LL-R	901LM-R	901ML-R	901MS-R	901SS-R	901XSXS-R	901XXS-R

*in combination with the respective shell set

Size chart and article numbers - JUNIOR series



Size	Junior		Bambini		Malinki	
Hinge	CDS® Nano Hinge					
Shells	Textile Shells (coloured)					
Length at thigh medial [cm]*	18		15		12	
Length at calf medial [cm]*	20		18		15	
Circumference at thigh [cm]	30 - 40		25 - 35		20 - 30	
Circumference at calf [cm]	22 - 32		20 - 30		15 - 25	
	Art.-No. left	Art.-No. right	Art.-No. left	Art.-No. right	Art.-No. left	Art.-No. right
Pink	901SS-PL	901SS-PR	901XSXS-PL	901XSXS-PR	901XXS-PL	901XXS-PR
Green	901SS-GL	901SS-GR	901XSXS-GL	901XSXS-GR	901XXS-GL	901XXS-GR
Blue	901SS-BL	901SS-BR	901XSXS-BL	901XSXS-BR	901XXS-BL	901XXS-BR
Orange	901SS-OL	901SS-OR	901XSXS-OL	901XSXS-OR	901XXS-OL	901XXS-OR

*in combination with the respective shell set

Modules for the modular assembly - adults

When combining modules of different sizes, we recommend consulting albrecht to ensure the compatibility of the modules.

Thigh Shell Sets



Size	L/L	L/M	M/L	M/S	S/S	XS/XS	XXS
Shells	Aluminium Shells				Textile Shells (black)		
Circumference at thigh [cm]	36 - 66	33 - 43	36 - 66	30 - 40	30 - 40	25 - 35	20 - 30
Art.-No. left	820LL-L	820LM-L	820ML-L	820MS-L	820SS-L	820XSXS-L	820XXS-L
Art.-No. right	820LL-R	820LM-R	820ML-R	820MS-R	820SS-R	820XSXS-R	820XXS-R

Hinge Sets CDS® Knee Brace Extension



Size	L/L	L/M	M/L	M/S	S/S	XS/XS	XXS
Hinge	CDS® Hinge				CDS® Nano Hinge		
Length at thigh medial [cm]*	23 - 25,5	21,5 - 24	18,5 - 21	17,5 - 20	18	15	12
Length at calf medial [cm]*	26,5 - 29	26,5 - 29	20,5 - 23,5	20,5 - 22,5	20	18	15
Art.-No. left	870-100-L		870-110-L		870-120-L	870-125-L	870-126-L
Art.-No. right	870-100-R		870-110-R		870-120-R	870-125-R	870-126-R

*in combination with the respective shell set

Calf Shell Sets



Size	L/L	L/M	M/L	M/S	S/S	XS/XS	XXS
Shells	Aluminium shells				Textile shells (black)		
Circumference at calf [cm]	27 - 47	24 - 35	27 - 47	22 - 32	22 - 32	20 - 30	15 - 25
Art.-No. left	821LL-L	821LM-L	821ML-L	821MS-L	821SS-L	821XSXS-L	821XXS-L
Art.-No. right	821LL-R	821LM-R	821ML-R	821MS-R	821SS-R	821XSXS-R	821XXS-R

Modules for the modular assembly - JUNIOR

When combining modules of different sizes, we recommend consulting albrecht to ensure the compatibility of the modules.

Thigh Shell Sets



Size	Junior		Bambini		Malinki	
Shells	Textile Shells (coloured)					
Circumference at thigh [cm]	30 - 40		25 - 35		20 - 30	
	Art.-No. left	Art.-No. right	Art.-No. left	Art.-No. right	Art.-No. left	Art.-No. right
Pink	820SS-PL	820SS-PR	820XSXS-PL	820XSXS-PR	820XXS-PL	820XXS-PR
Green	820SS-GL	820SS-GR	820XSXS-GL	820XSXS-GR	820XXS-GL	820XXS-GR
Blue	820SS-BL	820SS-BR	820XSXS-BL	820XSXS-BR	820XXS-BL	820XXS-BR
Orange	820SS-OL	820SS-OR	820XSXS-OL	820XSXS-OR	820XXS-OL	820XXS-OR

Hinge Sets CDS® Knee Brace Extension



Size	Junior		Bambini		Malinki	
Hinge	CDS® Nano Hinge					
Length at thigh medial [cm]	18		15		12	
Length at calf medial [cm]	20		18		15	
	Art.-No. left	Art.-No. right	Art.-No. left	Art.-No. right	Art.-No. left	Art.-No. right
	870-120-L	870-120-R	870-125-L	870-125-R	870-126-L	870-126-R

Calf Shell Sets



Size	Junior		Bambini		Malinki	
Shells	Textile Shells (coloured)					
Circumference at calf [cm]	22 - 32		20 - 30		15 - 25	
	Art.-No. left	Art.-No. right	Art.-No. left	Art.-No. right	Art.-No. left	Art.-No. right
Pink	821SS-PL	821SS-PR	821XSXS-PL	821XSXS-PR	821XXS-PL	821XXS-PR
Green	821SS-GL	821SS-GR	821XSXS-GL	821XSXS-GR	821XXS-GL	821XXS-GR
Blue	821SS-BL	821SS-BR	821XSXS-BL	821XSXS-BR	821XXS-BL	821XXS-BR
Orange	821SS-OL	821SS-OR	821XSXS-OL	821XSXS-OR	821XXS-OL	821XXS-OR

CDS® Knee Brace Flexion

Dynamic spring-loaded knee orthosis

Patents EP 0 841 044 / US 5,954,677 / EP 3352713 / further patents pending

Sizes  This product is also available in pediatric sizes.

Indications

- Joint contractures due to
 - vegetative state
 - cerebral palsy
 - genetic syndroms
 - epilepsy
 - spina bifida
 - near-drowning
 - burns
 - stroke
 - spinal injury
 - paralysis
 - craniocerebral injury
 - capsular ligament injury
 - surgery
 - before and after knee replacement
 - arthrosis and chronic polyarthritis
- to prevent recurring constracures following arthrolysis
- conservative, post-surgical for all indications that contrindicate active flexion of the knee

Features

- activation of flexors and stretching of extensors
- spring tension individually adjustable
- spring tension can be switched on and off without tools and without varying the set spring tension
- adjustable shell- and strap system
- **CDS® Knee Brace Flexion L/L, L/M, M/L, M/S:**
 - infinitely variable adjustment of the redression range between -15° bis +30°
 - high wearing comfort due to exact adjustment of the air-permeable aluminium shells
- **CDS® Knee Brace Flexion S/S, XS/XS, XXS with CDS® Nano hinge:**
 - adjustment of the redression range in 10° steps
 - high wearing comfort due to textile shells



Mode of operation

The CDS® Knee Brace Flexion is based on the CDS®-principle and has been designed to treat an extension deficit of the knee. The brace applies a dynamic low load prolonged stretch to stimulate growth in the contracted tissue. The infinitely adjustable redression range up to -15° prevents harmful overstretching

Size chart and article numbers

Size	L/L	L/M	M/L	M/S	S/S	XS/XS	XXS
Hinge	CDS® Hinge				CDS® Nano Hinge		
Shells	Aluminium Shells				Textile Shells (black)		
Length at thigh medial [cm]	23 - 25,5	21,5 - 24	18,5 - 21	17,5 - 20	18	15	12
Length at calf medial [cm]	26,5 - 29	26,5 - 29	20,5 - 23,5	20,5 - 22,5	20	18	15
Circumference at thigh [cm]	36 - 66	33 - 43	36 - 66	30 - 40	30 - 40	25 - 35	20 - 30
Circumference at calf [cm]	27 - 47	24 - 35	27 - 47	22 - 32	22 - 32	20 - 30	15 - 25
Art.-No. left	904LL-L	904LM-L	904ML-L	904MS-L	904SS-L	904XSXS-L	904XXS-L
Art.-No. right	904LL-R	904LM-R	904ML-R	904MS-R	904SS-R	904XSXS-R	904XXS-R

*in combination with the respective shell set

Modules for the modular assembly

When combining modules of different sizes, we recommend consulting albrecht to ensure the compatibility of the modules.

Thigh Shell Sets



Size	L/L	L/M	M/L	M/S	S/S	XS/XS	XXS
Shells	Aluminium Shells				Textile Shells (black)		
Circumference at thigh [cm]	36 - 66	33 - 43	36 - 66	30 - 40	30 - 40	25 - 35	20 - 30
Art.-No. left	820LL-L	820LM-L	820ML-L	820MS-L	820SS-L	820XSXS-L	820XXS-L
Art.-No. right	820LL-R	820LM-R	820ML-R	820MS-R	820SS-R	820XSXS-R	820XXS-R

Hinge Sets CDS® Knee Brace Flexion



Size	L/L	L/M	M/L	M/S	S/S	XS/XS	XXS
Hinge	CDS® Hinge				CDS® Nano Hinge		
Length at thigh medial [cm]*	23 - 25,5	21,5 - 24	18,5 - 21	17,5 - 20	18	15	12
Length at calf medial [cm]*	26,5 - 29	26,5 - 29	20,5 - 23,5	20,5 - 22,5	20	18	15
Art.-No. left	870-130-L		870-140-L		870-150-L	870-155-L	870-156-L
Art.-No. right	870-130-R		870-140-R		870-150-R	870-155-R	870-156-R

*in combination with the respective shell set

Calf Shell Sets



Size	L/L	L/M	M/L	M/S	S/S	XS/XS	XXS
Shells	Aluminium Shells				Textile Shells (black)		
Circumference at calf [cm]	27 - 47	24 - 35	27 - 47	22 - 32	22 - 32	20 - 30	15 - 25
Art.-No. left	821LL-L	821LM-L	821ML-L	821MS-L	821SS-L	821XSXS-L	821XXS-L
Art.-No. right	821LL-R	821LM-R	821ML-R	821MS-R	821SS-R	821XSXS-R	821XXS-R

CDS® Knee Brace Amputation

Dynamic spring-loaded knee orthosis

Patents EP 0 841 044 / US 5,954,677 / EP 3352713 / further patents pending

Indications

- extension deficit of the knee following lower leg amputation

Features

- activation of the extensors and stretching of the flexors
- spring tension individually adjustable
- spring tension can be switched on and off without tools and without varying the set spring tension
- adjustable shell- and strapsystem
- length adjustment of the shells
- even pressure distribution



Mode of operation

The CDS® Knee Brace Amputation is based on the CDS®-principle and has been designed to treat an extension deficit of the knee. The brace applies a dynamic low load prolonged stretch to stimulate growth in the contracted tissue. The infinitely adjustable redression range up to -15° prevents harmful overstretching

Size chart and article numbers

Size	L/L	LM/M	S/S
Hinge	CDS® Hinge		
Shells	Aluminium Shells		
Length at thigh medial [cm]	23 - 25,5	21,5 - 24	17,5 - 20
Length at calf medial [cm]	17 - 25	17 - 25	17 - 25
Circumference at thigh [cm]	36 - 66	33 - 43	30 - 40
Circumference at stump [cm]	40 - 48	33 - 40	27 - 33
Art.-No. left	903LL-L	903LMM-L	903SS-L
Art.-No. right	903LL-R	903LMM-R	903SS-R


*in combination with the respective shell set

Modules for the modular assembly

When combining modules of different sizes, we recommend consulting albrecht to ensure the compatibility of the modules.

Thigh Shell Sets

Size	L	LM	S
Shells	Aluminium Shells		
Circumference at thigh [cm]	36 - 66	33 - 43	30 - 40
Art.-No. left	830L-L	830LM-L	830S-L
Art.-No. right	830L-R	830LM-R	830S-R



Hinge Set CDS® Knee Brace Amputation




Size	L	S
Use for	L,M	S
Hinge	CDS® Hinge	
Length at thigh medial [cm]*	23 - 25,5 21,5 - 24	17,5 - 20
Length at calf medial [cm]*	17 - 25	17 - 25
Art.-No. left	870-102-L	870-122-L
Art.-No. right	870-102-R	870-122-R

*in combination with the respective shell set

Calf Shell Sets


Size	L	M	S
Shells	Aluminium Shells		
Circumference at stump [cm]	40 - 48	33 - 40	27 - 33
Art.-No. left	834L	834M	834S
Art.-No. right	834L	834M	834S



CDS® Ankle Brace

Dynamic spring-loaded ankle orthosis

Patents EP 0 841 044 / US 5,954,677 / EP 3352713 / EP 3 922 221 / further patents pending

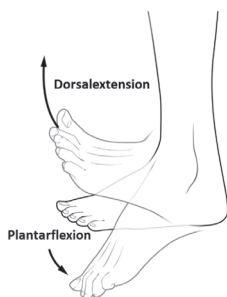
Sizes  This product is also available in pediatric sizes.

Indications

- Joint contractures due to
 - vegetative state
 - cerebral palsy
 - genetic syndroms
 - epilepsy
 - spina bifida
 - near-drowning
 - burns
 - stroke
 - spinal injury
 - paralysis
 - craniocerebral injury
 - capsular ligament injury
 - surgery
 - before and after knee replacement
 - arthrosis and chronic polyarthritis
- to prevent recurring constracures following arthrolysis

Features

- therapy in dorsal extension
- spring tension individually adjustable
- spring tension can be switched on and off without tools and without varying the set spring tension
- adjustable shell- and strap system
- adjustable pivot point in the ankle
- adjustable foot rotation: 5° internal rotation, 5° external rotation
- **CDS® Ankle Brace L/L, L/M, L/S, M/S:**
 - infinitely variable adjustment of the redression range between -15° and +30°
 - high wearing comfort due to exact adjustment of the air-permeable aluminium shells
- **CDS® Ankle Brace S/S, XS/XS, XXS with CDS® Nano hinge:**
 - adjustment of the redression range in 10° steps
 - high wearing comfort due to textile shells



Mode of operation

The CDS® Ankle Brace is based on the CDS®-principle and has been designed to treat an extension deficit of the ankle. The brace applies a dynamic low load prolonged stretch to stimulate growth in the contracted tissue. The infinitely adjustable redression range up to -15° prevents harmful overstretching

Size chart and article numbers - adults



Size	L/L	L/M	L/S	M/S	S/S	XS/XS	XXS
Hinge	CDS® Hinge				CDS® Nano Hinge		
Shells	Aluminium Shells				Textile Shells (black)		
Length at calf medial [cm]*	29,5 - 33	29,5 - 33	29,5 - 33	20,5 - 24,5	20	18	15
Circumference at calf [cm]	32 - 47	32 - 47	32 - 47	22 - 32	22 - 32	20 - 30	17 - 22
EU-shoe size	44 - 47	40 - 43	37 - 39	35 - 36	30 - 34	26 - 29	20 - 25
Length of sole [cm]	30	27,5	26	24,5	23	20	17,5
Art.-No. left	920LL-L	920LM-L	920LS-L	920MS-L	920SS-L	920XSXS-L	920XXS-L
Art.-No. right	920LL-R	920LM-R	920LS-R	920MS-R	920SS-R	920XSXS-R	920XXS-R

*in combination with the respective shell set/measured from the ankle pivot point

Dynamic
orthoses

Size chart and article numbers - JUNIOR series



Size	Junior		Bambini		Malinki	
Hinge	CDS® Nano Hinge					
Shells	Textile Shells (coloured)					
Length at calf medial [cm]	20		18		15	
Circumference at calf [cm]	22 - 32		20 - 30		17 - 22	
EU-shoe size	30 - 34		26 - 29		20 - 25	
Length of sole [cm]	23		20		17,5	
	Art.-No. left	Art.-No. right	Art.-No. left	Art.-No. right	Art.-No. left	Art.-No. right
Pink	920SS-PL	920SS-PR	920XSXS-PL	920XSXS-PR	920XXS-PL	920XXS-PR
Green	920SS-GL	920SS-GR	920XSXS-GL	920XSXS-GR	920XXS-GL	920XXS-GR
Blue	920SS-BL	920SS-BR	920XSXS-BL	920XSXS-BR	920XXS-BL	920XXS-BR
Orange	920SS-OL	920SS-OR	920XSXS-OL	920XSXS-OR	920XXS-OL	920XXS-OR

Modules for the modular assembly - adults

When combining modules of different sizes, we recommend consulting albrecht to ensure the compatibility of the modules.

Foot Hinge Sets CDS® Ankle Brace

Size	L	M	S	MS	SS	XS	XXS
Use for Shells	L, LT	L, LT	L, LT	M/S	S/S	XS/XS	XXS
Hinge	CDS® Hinge				CDS® Nano Hinge		
Length at calf medial [cm]*	29,5 - 33	29,5 - 33	29,5 - 33	20,5 - 24,5	20	18	15
EU-shoe size	44 - 47	40 - 43	37 - 39	35 - 36	30 - 34	26 - 29	20 - 25
Length of sole [cm]	30	27,5	26	24,5	23	20	17,5
Art.-No. left	836L-L	836M-L	836S-L	836MS-L	836SS-L	836XSXS-L	836XXS-L
Art.-No. right	836L-R	836M-R	836S-R	836MS-R	836SS-R	836XSXS-R	836XXS-R

*in combination with the respective shell set/measured from the ankle pivot point

Shell Sets CDS® Ankle Brace



Size	L	LT	M/S	S/S	XS/XS	XXS
Shells	Aluminium Shells	Textile Shells	Aluminium Shells	Textile Shells (black)		
Circumference at calf [cm]	32 - 47	22 - 47	22 - 32	22 - 32	20 - 30	17 - 22
Art.-No. left	825L-L	825LT-L	825MS-L	825SS-L	825XSXS-L	825XXS-L
Art.-No. right	825L-R	825LT-R	825MS-R	825SS-R	825XSXS-R	825XXS-R

Modules for the modular assembly - JUNIOR

When combining modules of different sizes, we recommend consulting albrecht to ensure the compatibility of the modules.

Foot Hinge Sets CDS® Ankle Brace

Size	Junior		Bambini		Malinki	
Hinge	CDS® Nano Hinge					
Length at calf medial [cm]	20		18		15	
EU-shoe size	30 - 34		26 - 29		20 - 25	
Length of sole [cm]	23		20		17,5	
	Art.-No. left	Art.-No. right	Art.-No. left	Art.-No. right	Art.-No. left	Art.-No. right
	836SS-L	836SS-R	836XSXS-L	836XSXS-R	836XXS-L	836XXS-R

Shell Sets CDS® Ankle Brace

Size	Junior		Bambini		Malinki	
Shells	Textile Shells (coloured)					
Circumference at calf [cm]	22 - 32		20 - 30		17 - 22	
	Art.-No. left	Art.-No. right	Art.-No. left	Art.-No. right	Art.-No. left	Art.-No. right
Pink	825SS-PL	825SS-PR	825XSXS-PL	825XSXS-PR	825XXS-PL	825XXS-PR
Green	825SS-GL	825SS-GR	825XSXS-GL	825XSXS-GR	825XXS-GL	825XXS-GR
Blue	825SS-BL	825SS-BR	825XSXS-BL	825XSXS-BR	825XXS-BL	825XXS-BR
Orange	825SS-OL	825SS-OR	825XSXS-OL	825XSXS-OR	825XXS-OL	825XXS-OR

CDS® Ankle Brace Neuro

Dynamic spring-loaded ankle orthosis

Patents EP 0 841 044 / US 5,954,677 / EP 3352713 / further patents pending

Indications

- Joint contractures due to
 - vegetative state
 - cerebral palsy
 - genetic syndroms
 - epilepsy
 - spina bifida
 - near-drowning
 - stroke
 - spinal injury
 - paralysis
 - craniocerebral injury



Features

- activation of the extensors and stretching of the flexors
- therapy in dorsal extension
- spring tension individually adjustable
- spring tension can be switched on and off without tools and without varying the set spring tension
- adjustable shell- and strap system
- adjustable pivot point in the ankle
- adjustable foot rotation: 5° internal rotation, 5° external rotation
- hinge cover
- even pressure distribution due to vacuum pillow
- individual adjustable foot bedding
- adjustable pronation and supination
- adjustable rotation
- inclusive vacuum pump



Mode of operation

The CDS® Ankle Brace Neuro is based on the CDS®-principle and has been designed to treat an extension deficit of the ankle. The brace applies a dynamic low load prolonged stretch to stimulate growth in the contracted tissue. The infinitely adjustable redression range up to -15° prevents harmful overstretching


Size chart and article numbers

Size	L/L	L/M
Hinge	CDS® Hinge	
Length at calf [cm]	36 - 38,5	36 - 38,5
Circumference at calf [cm]	22 - 47	22 - 47
EU-shoe size	44 - 47	37 - 43
Length of sole [cm]	32	28,5
Art.-No. left	922LL	922LM
Art.-No. right	922LL	922LM


Modules for the modular assembly

When combining modules of different sizes, we recommend consulting albrecht to ensure the compatibility of the modules.

Calf pad silicone-coated


Size	L/L	L/M	
Circumference [cm]	22 - 47		
Art.-No. left	835		
Art.-No. right			

Hinge Set CDS® Ankle Brace Extension L

Size	L/L	L/M	
Length [cm]	36 - 38,5		
Art.-No. left	870-160		
Art.-No. right			

Foot piece

Size	L/L	L/M	
EU-shoe size	44 - 47	37 - 43	
Length of sole [cm]	32	28,5	
Art.-No. left	826LN	826MN	
Art.-No. right	826LN	826MN	

hinge cover	L/L	L/M	
Art.-No. left / right	580-300-5		



relieve the vacuum pump from the vacuum pillow



wearing comfort due to individual bedding



adjustable rotation of the foot piece between 15° and 30°

CDS® Elbow Brace Extension

Dynamic spring-loaded elbow orthosis

Patents EP 0 841 044 / US 5,954,677 / EP 3352713 / further patents pending

SizesGrößen  This product is also available in pediatric sizes

Indications

- Joint contractures due to
 - vegetative state
 - cerebral palsy
 - genetic syndroms
 - epilepsy
 - spina bifida
 - near-drowning
 - burns
 - stroke
 - spinal injury
 - paralysis
 - craniocerebral injury
 - capsular ligament injury
 - surgery
 - before and after joint replacement
 - arthrosis and chronic polyarthritis
- to prevent recurring constracures following arthrolysis

Features

- activation of the extensors and stretching of the flexors
- spring tension individually adjustable
- spring tension can be switched on and off without tools and without varying the set spring tension
- adjustable shell- and strap system
- **CDS® Elbow Brace Extension L/L, M/M:**
 - infinitely variable adjustment of the redression range between -15° bis +30°
- **CDS® Elbow Brace Extension S/S, XS/XS with CDS® Nano Hinge:**
 - adjustment of the redression range in 10° steps



Mode of operation

The CDS® Elbow Brace Extension is based on the CDS®-principle and has been designed to treat an extension deficit of the elbow. The brace applies a dynamic low load prolonged stretch to stimulate growth in the contracted tissue. The infinitely adjustable redression range up to -15° prevents harmful overstretching.

Size chart and article numbers

Size	L/L	M/M	S/S	XS/XS
Hinge	CDS® Hinge		CDS® Nano Hinge	
Shells	Aluminium Shells		Aluminium Shells and Textile Shells (black)	
Length at upper arm medial [cm]*	17 - 21	17 - 20,5	17 - 20	14 - 17
Length at forearm medial [cm]*	20 - 24	19 - 22	17,5	14,5
Circumference at upper arm [cm]	28 - 39	20 - 30	15 - 21	12 - 17
Circumference at forearm [cm]	22 - 30	18 - 24	14 - 19	12 - 14

without handle

Art.-No. left	906LL-L	906MM-L	906SS-L	906XSXS-L
Art.-No. right	906LL-R	906MM-R	906SS-R	906XSXS-R

with handle

Art.-No. left	9061LL-L	9061MM-L	9061SS-L	9061XSXS-L
Art.-No. right	9061LL-R	9061MM-R	9061SS-R	9061XSXS-R

*in combination with the respective shell set

Optional adjustable handle with continuously adjustable immobilisation of the wrist between 70° pronation and 70° supination

Optional hand plate with angle adjustment

Optional carrying strap

Accessories

	Width	Art.-No. left	Art.-No. right
handle L		991L-HL	991L-HR
handle S		991S-HL	991S-HR
adjustable handle L		993L-HL	993L-HR
adjustable handle S		993S-HL	993S-HR
adjustable hand plate L	10 cm	994L-HL	994L-HR
adjustable hand plate M	8 cm	994M-HL	994M-HR
adjustable hand plate S	6 cm	994S-HL	994S-HR
carrying strap L		580-200-S	
carrying strap S		580-210-S	

Modules for individual assembly

When combining modules of different sizes, we recommend consulting albrecht to ensure the compatibility of the modules.

Shell Sets Upper Arm



Size	L/L	M/M	S/S	XS/XS
Shells	Aluminium Shells		Aluminium Shells	
Circumference at upper arm [cm]	28 - 39	20 - 30	15 - 21	12 - 17
Art.-No. left	822LL-L	822MM-L	822SS-L	822XSXS-L
Art.-No. right	822LL-R	822MM-R	822SS-R	822XSXS-R

Dynamic orthoses

Hinge Sets CDS® Elbow Brace Extension



Size	L/L	M/M	S/S	XS/XS
Hinge	CDS® Hinge		CDS® Nano Hinge	
Length at upper arm [cm]*	17 - 21	17 - 20,5	17 - 20	14 - 17
Length at forearm medial [cm]*	20 - 24	19 - 22	17,5	14,5
Art.-No. left	870-180-L		870-181-L	870-182-L
Art.-No. right	870-180-R		870-181-R	870-182-R

*in combination with the respective shell set

Shell Sets Forearm



Size	L/L	M/M	S/S	XS/XS
Shells	Aluminium Shells		Textile Shells (black)	
Circumference at forearm [cm]	22 - 30	18 - 24	14 - 19	12 - 14
Art.-No. left	823LL-L	823MM-L	823SS-L	823XSXS-L
Art.-No. right	823LL-R	823MM-R	823SS-R	823XSXS-R

CDS® Elbow Brace Flexion

Dynamic spring-loaded elbow orthosis

Patents EP 0 841 044 / US 5,954,677 / EP 3352713 / further patents pending

Sizes  This product is also available in pediatric sizes

Indications

- Joint contractures due to
 - vegetative state
 - cerebral palsy
 - genetic syndroms
 - epilepsy
 - spina bifida
 - near-drowning
 - burns
 - stroke
 - spinal injury
 - paralysis
 - craniocerebral injury
 - capsular ligament injury
 - surgery
 - before and after joint replacement
 - arthrosis and chronic polyarthritis
- treatment of biceps tendon rupture
- to prevent recurring constracures following arthrolysis

Features

- activation of flexors and stretching of extensors
- spring tension individually adjustable
- spring tension can be switched on and off without tools and without varying the set spring tension
- adjustable shell- and strap system
- **CDS® Elbow Brace Flexion L/L, M/M:**
 - infinitely variable adjustment of the redression range between -15° bis +30°
- **CDS® Elbow Brace Flexion S/S, XS/XS with CDS® Nano Hinge:**
 - adjustment of the redression range in 10° steps



Mode of Operation

The CDS® Elbow Brace Flexion is based on the CDS®-principle and has been designed to treat a flexion deficit of the elbow. The brace applies a dynamic low load prolonged stretch to stimulate growth in the contracted tissue. The infinitely adjustable redression range up to -15° prevents harmful overstretching.

Size chart and article numbers

Size	L/L	M/M	S/S	XS/XS
Hinge	CDS® Hinge		CDS® Nano Hinge	
Shells	Aluminium Shells		Aluminium Shells and Textile Shells (black)	
Length at upper arm medial [cm]	17 - 21	17 - 20,5	17 - 20	14 - 17
Length at forearm medial [cm]	20 - 24	19 - 22	17,5	14,5
Circumference at upper arm [cm]	28 - 39	20 - 30	15 - 21	12 - 17
Circumference at forearm [cm]	22 - 30	18 - 24	14 - 19	12 - 14

without handle

Art.-No. left	907LL-L	907MM-L	907SS-L	907XSXS-L
Art.-No. right	907LL-R	907MM-R	907SS-R	907XSXS-R

with handle

Art.-No. left	9071LL-L	9071MM-L	9071SS-L	9071XSXS-L
Art.-No. right	9071LL-R	9071MM-R	9071SS-R	9071XSXS-R

*in combination with the respective shell set

Optional adjustable handle with continuously adjustable immobilisation of the wrist between 70° pronation and 70° supination

Optional hand plate with angle adjustment

Optional carrying strap

Accessories

	Width	Art.-No. left	Art.-No. right
handle L		991L-HL	991L-HR
handle S		991S-HL	991S-HR
adjustable handle L		993L-HL	993L-HR
adjustable handle S		993S-HL	993S-HR
adjustable hand plate L	10 cm	994L-HL	994L-HR
adjustable hand plate M	8 cm	994M-HL	994M-HR
adjustable hand plate S	6 cm	994S-HL	994S-HR
carrying strap L		580-200-S	
carrying strap S		580-210-S	

Modules for the modular assembly

When combining modules of different sizes, we recommend consulting albrecht to ensure the compatibility of the modules.

Shell Sets Upper Arm



Size	L/L	M/M	S/S	XS/XS
Shells	Aluminium Shells		Aluminium Shells	
Circumference at upper arm [cm]	28 - 39	20 - 30	15 - 21	12 - 17
Art.-No. left	822LL-L	822MM-L	822SS-L	822XSXS-L
Art.-No. right	822LL-R	822MM-R	822SS-R	822XSXS-R

Dynamic
orthoses

Hinge Sets CDS® Elbow Brace Flexion



Size	L/L	M/M	S/S	XS/XS
Hinge	CDS® Hinge		CDS® Nano Hinge	
Length at upper arm medial [cm]*	17 - 21	17 - 20,5	17 - 20	14 - 17
Length at forearm [cm]*	20 - 24	19 - 22	17,5	14,5
Art.-No. left	870-190-L		870-191-L	870-192-L
Art.-No. right	870-190-R		870-191-R	870-192-R

*in combination with the respective shell set

Shell Sets Forearm



Size	L/L	M/M	S/S	XS/XS
Shells	Aluminium Shells		Textile Shells (black)	
Circumference at forearm [cm]	22 - 30	18 - 24	14 - 19	12 - 14
Art.-No. left	823LL-L	823MM-L	823SS-L	823XSXS-L
Art.-No. right	823LL-R	823MM-R	823SS-R	823XSXS-R

CDS® Elbow Brace Duo

Dynamic spring-loaded elbow orthosis

Patents DE 199 04 554 / EP 1 482 881 / US 7,083,583

Indications

- Joint contractures due to
 - vegetative state
 - cerebral palsy
 - genetic syndroms
 - epilepsy
 - spina bifida
 - near-drowning
 - burns
 - stroke
 - spinal injury
 - paralysis
 - craniocerebral injury
 - capsular ligament injury
 - surgery
 - before and after joint replacement
 - arthrosis and chronic polyarthritis
- treatment of biceps tendon rupture
- to prevent recurring constracures following arthrolysis

Features

- therapy in extension und flexion
- spring tension individually adjustable
- immobilisation function between -10° and +150°
- change-over point can be set between +46° and +92°
- adjustable shell- and strap system



Mode of operation

The CDS® Elbow Brace Duo is based on the CDS®-principle and has been designed to treat an extension and flexion deficit of the elbow. The brace applies a dynamic low load prolonged stretch to stimulate growth in the contracted tissue. The infinitely adjustable redression range up to -15° prevents harmful overstretching.

Size chart and article numbers

Size	L/L	M/M
Hinge	CDS® DUO Hinge	
Shells	Aluminium Shells	
Length at upper arm medial [cm]*	17 - 21	17 - 20,5
Length at forearm medial [cm]*	22 - 24	22
Circumference at upper arm [cm]	28 - 39	20 - 30
Circumference at forearm [cm]	22 - 30	18 - 24

without handle

Art.-No. left	905LL-L	905MM-L
Art.-No. right	905LL-R	905MM-R

with handle

Art.-No. left	9051LL-L	9051MM-L
Art.-No. right	9051LL-R	9051MM-R

*in combination with the respective shell set

Modules for the modular assembly

When combining modules of different sizes, we recommend consulting albrecht to ensure the compatibility of the modules.


Shell Sets Upper Arm

Size	L/L	M/M
Circumference at upper arm [cm]	28 - 39	20 - 30
Art.-No. left	822LL-L	822MM-L
Art.-No. right	822LL-R	822MM-R



Hinge Sets CDS® Elbow Brace Duo


Size	L/L	M/M
Length at upper arm medial [cm]*	17 - 21	17 - 20,5
Length at forearm medial [cm]*	22 - 24	22
Art.-No. left	870-185-L	870-185-L
Art.-No. right	870-185-R	870-185-R



*in combination with the respective shell set

Shell Sets Forearm

Size	L/L	M/M
Circumference of forearm [cm]	22 - 30	18 - 24
Art.-No. left	823LL-L	823MM-L
Art.-No. right	823LL-R	823MM-R



Optional adjustable handle with continuously adjustable immobilisation of the wrist between 70° pronation and 70° supination

Optional hand plate with angle adjustment

Optional carrying strap

Accessories

	Width	Art.-No. links	Art.-No. rechts
handle L		991L-HL	991L-HR
adjustable handle L		993L-HL	993L-HR
adjustable hand plate L	10 cm	994L-HL	994L-HR
adjustable hand plate M	8 cm	994M-HL	994M-HL
adjustable hand plate S	6 cm	994S-HL	994S-HR
carrying strap L		580-200-S	

CDS® Sup-Prosan

Dynamic spring-loaded elbow orthosis

Patents

EP 0 841 044 / US 5,954,677 / EP 3 352 713 / EP 3 146 944 / DE 10 2015 012 320 / weitere Patente angemeldet

Indications

- Joint contractures due to
 - surgery
 - conservative treatment of capsular ligament injury
 - burns
 - stroke
 - paralysis
 - craniocerebral injury
 - radius fracture
 - ulnafracture
 - radial head fracture
 - scaphoid fracture
 - before and after joint replacement
 - arthrosis and chronic polyarthritis
- treatment of biceps tendon rupture
- to prevent recurring constracures following arthrolysis

Features

- therapy in Pro-/Supination
- individual adjustment of the spring tension
- spring tension can be switched on and off without tools and without varying the set spring tension
- adjustable hand plate
- infinitely variable adjustment of the redression range
- individual adjustment of shells and straps
- easy handling and high wearing comfort
- with carrying strap
- right supination can be easily changed to left pronation and left supination can be changed to right pronation.



Mode of operation

The CDS® Sup-Prosan is based on the CDS®-principle and has been designed to treat a pro- or supination deficit of the elbow. The brace applies a dynamic low load prolonged stretch to stimulate growth in the contracted tissue. The infinitely adjustable redression range prevents harmful overstretching.

Size chart and article numbers

Size	L/L	M/M	M/S
Hinge	CDS® Hinge		
Shells	Aluminium Shells		
Length at upper arm medial [cm]*	20 - 24	20 - 24	20 - 24
Length at forearm medial [cm]**	21 - 36	21 - 36	21 - 36
Circumference at upper arm [cm]	28 - 38	22 - 30	18 - 24
Circumference at forearm [cm]	27 - 36	20 - 30	16 - 26
Width palm plate [cm]	10	8	6

Supination

Art.-No. left	908LL-L	908MM-L	908MS-L
Art.-No. right	908LL-R	908MM-R	908MS-R

Pronation

Art.-No. left	909LL-L	909MM-L	909MS-L
Art.-No. right	909LL-R	909MM-R	909MS-R

*When using only one upper arm shell 12 - 14 cm for all sizes

**Length of forearm from the elbow pivot point to the wrist

Accessories

	Art.-No. left	Art.-No. right
carrying strap L	580-200-S	
carrying strap S	580-210-S	

Modules for the modular assembly

When combining modules of different sizes, we recommend consulting albrecht to ensure the compatibility of the modules.

Shell Sets Sup-Prosan

Size	L/L	M/M	M/S
Shells	Aluminium Shells		
Circumference at upper arm [cm]	28 - 38	22 - 30	18 - 24
Art.-No. left	828LL-L	828MM-L	828MS-L
Art.-No. right	828LL-R	828MM-R	828MS-R



Hinge Sets CDS® Sup-Prosan

Size	L/L	M/M	M/S
Hinge	CDS® Hinge		
Length at upper arm medial [cm]*	20 - 24	20 - 24	20 - 24
Length of forearm medial [cm]**	21 - 36	21 - 36	21 - 36
Art.-No. Supination left / Pronation right	870-240	870-240	870-240
Art.-No. Supination right / Pronation left	870-241	870-241	870-241



*When using only one upper arm shell 12 - 14 cm for all sizes

**Length of forearm from the elbow pivot point to the wrist

Palm Plates

Size	L/L	M/M	S/S
Width [cm]	10	8	6
Art.-No. left	829L		829S
Art.-No. right	829M		829S



CDS® Wrist Brace Extension

Dynamic spring-loaded wrist orthosis

Patents EP 0 841 044 / US 5,954,677 / DE 10 2015 012 320 / EP 3352713 / EP 3 146 944
further patents pending

Sizes  This product is also available in pediatric sizes.

Indications

- Joint contractures due to
 - vegetative state
 - cerebral palsy
 - genetic syndroms
 - epilepsy
 - spina bifida
 - near-drowning
 - burns
 - stroke
 - spinal injury
 - paralysis
 - craniocerebral injury
 - capsular ligament injury
 - surgery
 - arthrosis and chronic polyarthritis
- to prevent recurring constracures following arthrolysis

Features

- activation of the extensors and stretching of the flexors
- spring tension individually adjustable
- spring tension can be switched on and off without tools and without varying the set spring tension
- adjustable shell- and strap system
- handle angle adjustable according to course of treatment

Optionally with carrying strap.



Mode of operation

The CDS® Wrist Brace Extension is based on the CDS®-principle and has been designed to treat an extension deficit of the wrist. The brace applies a dynamic low load prolonged stretch to stimulate growth in the contracted tissue. The infinitely adjustable redression range prevents harmful overstretching.

Size chart and article numbers

Size	L/L	L/M	L/S	M/M	S/S
Hinge	CDS® Hinge				CDS® Nano Hinge
Shells	Aluminium Shells				Textile Shells (black)
Length at forearm medial [cm]*	21 - 23,5	21 - 23,5	21 - 23,5	17 - 19	16 - 19
Circumference at forearm [cm]	22 - 30	18 - 24	14 - 19	18 - 24	14 - 19
Circumference of wrist [cm]	20 - 30	16 - 26	12 - 22	16 - 26	12 - 22
Width palm plate [cm]	10	8	6	8	6
Art.-No. left	931LL-L	931LM-L	931LS-L	931MM-L	931SS-L
Art.-No. right	931LL-R	931LM-R	931LS-R	931MM-R	931SS-R

*in combination with the respective shell set

Accessories

	Art.-No. left	Art.-No. right
Carrying strap L	580-200-S	
Carrying strap S	580-210-S	




Modules for the modular assembly

When combining modules of different sizes, we recommend consulting albrecht to ensure the compatibility of the modules.

Shell Sets Forearm

							
Size	L/XXL	L/XL	L/L	L/M	L/S	M/M	S/S
Shells	Aluminium Shells						Textile Shells (black)
Circumference at forearm [cm]	28 - 38	24 - 36	22 - 30	18 - 24	14 - 19	18 - 24	14 - 19
Art.-No. left	824LXXL-L	824LXL-L	824LL-L	824LM-L	824LS-L	824MM-L	824SS-L
Art.-No. right	824LXXL-R	824LXL-R	824LL-R	824LM-R	824LS-R	824MM-R	824SS-R

Hinge Sets CDS® Wrist Extension

				
Size	Hinge Set CDS® Wrist Extension L		Hinge Set CDS® Wrist Extension M	Hinge Set CDS® Wrist Extension S
Use for	L/XXL, L/XL, L/L, L/M, L/S		M/M	S/S
Hinge	CDS® Hinge			CDS® Nano Hinge
Length at forearm medial [cm]*	21 - 23,5		17 - 19	16 - 19
Art.-No. left	870-200-L		870-210-L	870-213-L
Art.-No. right	870-200-R		870-210-R	870-213-R

*in combination with the respective shell set

Palm Plates

Size	L plus*	L	M	S
Width [cm]	10	10	8	6
Art.-No. left	827L-PL	827L-L	827M-L	827S-L
Art.-No. right	827L-PR	827L-R	827M-R	827S-R



* Like palm plate L, only with wide finger plating

CDS® Wrist Brace Flexion

Dynamic spring-loaded wrist orthosis

Patents EP 0 841 044 / US 5,954,677 / DE 10 2015 012 320 / EP 3352713 / EP 3 146 944
further patents pending

Sizes  This product is also available in pediatric sizes.

Indications

- Joint contractures due to
 - vegetative state
 - cerebral palsy
 - genetic syndroms
 - epilepsy
 - spina bifida
 - near-drowning
 - burns
 - stroke
 - spinal injury
 - paralysis
 - craniocerebral injury
 - capsular ligament injury
 - surgery
 - arthrosis and chronic polyarthritis
- to prevent recurring constracures following arthrolysis

Features

- activation of flexors and stretching of extensors
- spring tension individually adjustable
- spring tension can be switched on and off without tools and without varying the set spring tension
- adjustable shell- and strap system
- handle angle adjustable according to course of treatment

Optionally with carrying strap.



Mode of operation

The CDS® Wrist Brace Flexion is based on the CDS®-principle and has been designed to treat an flexion deficit of the wrist. The brace applies a dynamic low load prolonged stretch to stimulate growth in the contracted tissue. The infinitely adjustable redression range prevents harmful overstretching.

Size chart and article numbers

Size	L/L	L/M	L/S	M/M	S/S
Hinge	CDS® Hinge				CDS® Nano Hinge
Shells	Aluminium Shells				Textile Shells (black)
Length at forearm medial [cm]*	21 - 23,5	21 - 23,5	21 - 23,5	17 - 19	16 - 19
Circumference at forearm [cm]	22 - 30	18 - 24	14 - 19	18 - 24	14 - 19
Circumference of wrist [cm]	20 - 30	16 - 26	12 - 22	16 - 26	12 - 22
Width palm plate [cm]	10	8	6	8	6
Art.-No. left	932LL-L	932LM-L	932LS-L	932MM-L	932SS-L
Art.-No. right	932LL-R	932LM-R	932LS-R	932MM-R	932SS-R

*in combination with the respective shell set

Accessories

	Art.-No. left	Art.-No. right
carrying strap L	580-200-S	
carrying strap S	580-210-S	



Modules for the modular assembly

When combining modules of different sizes, we recommend consulting albrecht to ensure the compatibility of the modules.

Shell Sets Forearm

							
Size	L/XXL	L/XL	L/L	L/M	L/S	M/M	S/S
Shells	Aluminium Shells						Textile Shells (black)
Circumference at forearm [cm]	28 - 38	24 - 36	22 - 30	18 - 24	14 - 19	18 - 24	14 - 19
Art.-No. left	824LXXL-L	824LXL-L	824LL-L	824LM-L	824LS-L	824MM-L	824SS-L
Art.-No. right	824LXXL-R	824LXL-R	824LL-R	824LM-R	824LS-R	824MM-R	824SS-R

Hinge Sets CDS® Wrist Flexion

			
Size	Hinge Set CDS® Hand Flexion L	Hinge Set CDS® Hand Flexion M	Hinge Set CDS® Hand Flexion S
Use for	L/XXL, L/XL, L/L, L/M, L/S	M/M	S/S
Hinge	CDS® Hinge		CDS® Nano Hinge
Length at forearm medial [cm]*	21 - 23,5	17 - 19	16 - 19
Art.-No. left	870-220-L	870-230-L	870-235-L
Art.-No. right	870-220-R	870-230-R	870-235-R

*in combination with the respective shell set

Palm Plates

Size	L plus*	L	M	S
Width [cm]	10	10	8	6
Art.-No. left	827L-PL	827L-L	827M-L	827S-L
Art.-No. right	827L-PR	827L-R	827M-R	827S-R



* Like palm plate L, only with wide finger plating.

CDS® Wrist Brace Duo

Dynamic spring-loaded wrist orthosis

Patente DE 199 04 554 / EP 1 482 881 / US 7,083,583 / DE 10 2015 012 320 / EP 3 146 944

Indications

- Joint contractures due to
 - vegetative state
 - cerebral palsy
 - genetic syndroms
 - epilepsy
 - spina bifida
 - near-drowning
 - burns
 - stroke
 - spinal injury
 - paralysis
 - craniocerebral injury
 - capsular ligament injury
 - surgery
 - arthrosis and chronic polyarthritis
- to prevent recurring constracures following arthrolysis

Features

- Therapy in extension und flexion
- spring tension individually adjustable
- immobilisation function between -10° and +150°
- change-over point can be set between +46° and +92°
- adjustable shell- and strap system
- handle angle adjustable according to course of treatment



Optionally with carrying strap.

Mode of operation

The CDS® Wrist Brace Duo is based on the CDS®-principle and has been designed to treat an extension and flexion deficit of the wrist. The brace applies a dynamic low load prolonged stretch to stimulate growth in the contracted tissue. The infinitely adjustable redression range prevents harmful overstretching.

Size chart and article numbers

Size	L/L	L/M	L/S
Hinge	CDS® DUO Hinge		
Shells	Aluminium Shells		
Length at forearm medial [cm]*	22 - 23,5	22 - 23,5	22 - 23,5
Circumference at forearm [cm]	22 - 30	18 - 24	14 - 19
Circumference of wrist [cm]	20 - 30	16 - 26	12 - 22
Width palm plate [cm]	10	8	6
Art.-No. left	930LL-L	930LM-L	930LS-L
Art.-No. right	930LL-R	930LM-R	930LS-R

*in combination with the respective shell set

Accessories

	Art.-No. left	Art.-No. right
carrying strap L	580-200-S	
carrying strap S	580-210-S	

Modules for the modular assembly

When combining modules of different sizes, we recommend consulting albrecht to ensure the compatibility of the modules.

Shell Sets Forearm

Size	L/XXL	L/XL	L/L	L/M	L/S
Shells	Aluminium Shells				
Circumference at forearm [cm]	28 - 38	24 - 36	22 - 30	18 - 24	14 - 19
Art.-No. left	824LXXL-L	824LXL-L	824LL-L	824LM-L	824LS-L
Art.-No. right	824LXXL-R	824LXL-R	824LL-R	824LM-R	824LS-R



Hinge CDS® Wrist Brace Duo

Hinge	CDS® DUO Hinge
Use for	L/XXL, L/XL, L/L, L/M, L/S
Length at forearm medial [cm]*	22 - 23,5
Art.-No. left	870-215-L
Art.-No. right	870-215-R



*in combination with the respective shell set

Palm Plates

Size	L plus*	L	M	S
Width [cm]	10	10	8	6
Art.-No. left	827L-PL	827L-L	827M-L	827S-L
Art.-No. right	827L-PR	827L-R	827M-R	827S-R



* Like palm plate L, only with wide finger plating.

CDS® Manusan

Finger- and Wrist Brace

Patents EP 0 841 044 / US 5,954,677 / EP 3 352 713 / EP 3 421 016 / further patents pending

Indications

- Joint contractures due to
 - vegetative state
 - cerebral palsy
 - genetic syndroms
 - epilepsy
 - spina bifida
 - near-drowning
 - burns
 - stroke
 - spinal injury
 - paralysis
 - craniocerebral injury
 - capsular ligament injury
 - surgery
 - arthrosis and chronic polyarthritis
- cut injury
- tendon suture
- Morbus Dupuytren
- to prevent recurring constracures following arthrolysis

Features

- Therapy in extension
- Individual adjustment of the spring tension
- Spring tension can be switched on and off without tools and without varying the set spring tension
- Adjustment of the redression range in 15° steps
- Optimized shell- and strap system
- High wearing comfort thanks to air-permeable, light aluminium shell elements
- High flexibility thanks to adjustable shell elements
- Adjustable hand plate
- No tool necessary for adjusting spring force
- Individual toolless adaptation of chains to finger length



Mode of operation

The CDS® Manusan functions according to the CDS®-principle and has been designed to treat an extension deficit of the fingers and wrist. Active use trains the appendicular finger muscles. Passive use stimulates growth of contracted tissue due to continuous dynamic tension.

Size chart and article numbers

Size	L/L	M/M
Hinge	CDS® Hinge	
Shells	Aluminium Shells	
Circumference of wrist [cm]	22 - 30	18 - 24
Width Palm plate [cm]	10	9
Art.-No. left	960LL-L	960MM-L
Art.-No. right	960LL-R	960MM-R

Meaning of indicated dimensions on page 124

Other sizes available on request

Finger Brace


Patents EP 3 421 016

Indications

- Joint contractures due to
 - burns
 - stroke
 - spinal injury
 - paralysis
 - craniocerebral injury
 - surgery
 - arthrosis and chronic polyarthritis
- cut injury
- tendon suture
- Morbus Dupuytren
- to prevent recurring contractures following arthrolysis

Features

- Extension and flexion therapy
- Individually adjustable spring force
- Individually adjustable shell and strap system
- Easy handling and comfortable in use
- Adjustable hand plate
- No tool necessary for adjusting spring force
- Individual toolless adaptation of chains to finger length



Dynamic orthoses

Mode of operation

The **Manusan** is used to treat an extension deficit of the finger joints. Active use trains the appendicular finger muscles. Passive use stimulates growth of contracted tissue due to continuous dynamic tension.

Size chart and article numbers

Size	L/L	M/M
Shells	Aluminium Shells	
Circumference of wrist [cm]	22 - 30	18 - 24
Width Palm plate [cm]	10	9
Art.-No. left	955LL-L	955MM-L
Art.-No. right	955LL-R	955MM-R

Accessories

	Art.-No. left	Art.-No. right
Thumb element	956	

Dynamic spring-loaded Hallux Valgus orthosis

Patente DE 10 2008 049 854

Indications

- conservative treatment of moderate cases of hallux valgus as well as preventive treatment
- pre-surgical treatment in order to prepare the soft tissue for surgery
- post-surgical treatment in order to stabilize the surgery result

Features

- therapy in the physiological position of the big toe
- **pain reduction**
- individual adjustment of the tension spring without tools
- individual adjustment of the straps
- easy handling and high wearing comfort
- available in four colours



Optionally available with a pair of socks.



Mode of operation

The halluxsan® is based on the CDS®-principle and has been designed to treat the Hallux Valgus. The brace applies a dynamic low load prolonged stretch to stimulate growth in the contracted tissue.



Size chart and article numbers

colours	green	black	pink	grey
Art.-No. left	940A-L	940AS-L	940AP-L	940AG-L
Art.-No. right	940A-R	940AS-R	940AP-R	940AG-R

Accessory socks

EU-shoe size	35 - 38	39 - 42	43 - 46
Art.-No. Socks left and right	70001	70002	70003



Dynamic
orthoses

CDS® Combination Brace Knee - Ankle

Dynamic spring-loaded knee / ankle orthosis

Patents EP 0 841 044 / US 5,954,677 / EP 3 352 713 / EP 3 922 221 / further patents pending

Sizes  This product is also available in pediatric sizes.

Indications

- Joint contractures due to
 - vegetative state
 - cerebral palsy
 - genetic syndroms
 - epilepsy
 - spina bifida
 - near-drowning
 - burns
 - stroke
 - spinal injury
 - paralysis
 - craniocerebral injury
 - capsular ligament injury
 - surgery
 - before and after joint replacement
 - arthrosis and chronic polyarthritis
- to prevent recurring constracures following arthrolysis
- rupture of muscle fibre in the quadriceps
- patella tendon tear
- quadriceps weakness
- conservative, post-surgical for all indications that contrindicate active flexion of the knee
- spasticity following surgery on the central nervous system
- hereditary spastic paraparesis
- muscular dystrophy
- arthrogyposis multiplex congenita
- pointed toe

Features

- fast disconnection and reconnection of the elements by Coniungi
- variable length between pivotal points
- infinitely variable adjustment of the redression range between -15° and +30°
- adjustable foot rotation 5° exterior rotation, 5° interior rotation
- therapy in dorsal extension (ankle)
- therapie in extension (knee)
- height adjustment of the pivotal point of the ankle
- spring tension can be switched on and off without tools and without varying the set spring tension
- individually adjustable shell and strap system



Mode of operation

The CDS® Combination Brace Knee-Ankle is based on the CDS®-principle and has been designed to treat an extension deficit in the knee and a dorsal extension deficit in the ankle. The brace applies a dynamic low load prolonged stretch to stimulate growth in the contracted tissue.

Size chart and article numbers

Size	CDS® Combination Brace Knee-Ankle	CDS® Combination Brace Knee-Ankle Junior
Hinge	CDS® Hinge	CDS® Nano Hinge
Shells	Aluminium Shells	Textile Shells
Art.-No. left	980C-L	980CN-L
Art.-No. right	980C-R	980CN-R

Meaning of indicated dimensions on page 124

Other sizes available on request

CDS® lock Combination Brace Knee - Ankle

☎ 00800 03032900

Dynamic spring-loaded knee / ankle orthosis for stance support with locking function of the knee joint

Patents EP 0 841 044 / US 5,954,677 / EP 3352713 / EP 3 922 221 / further patents pending

Sizes  This product is also available in pediatric sizes.

Indications

- Myopathies
- Neurological diseases
 - Cerebral palsy (CP), hereditary paresis
 - Tetraparesis
 - Dystonia
 - Athetoses
 - Spina bifida
 - Muscle disease
 - Arthrogryposis
 - Metabolic diseases
 - Hydrocephalus

Features

- Therapy in extension (knee brace module) and dorsal extension (ankle brace module) with individually adjustable spring force
- Quick, tool-free separation and connection of the modules (knee/ankle joint) using the Coniungi connecting element
- Load-bearing, self-locking lock in the knee hinge (from a flexion angle of 30°) for standing therapy
- Remote actuation via Bowden cables and star grip for one-handed, tool-free activation/deactivation of the lock without effort
- Permanent freewheel for walking shorter transfer distances and walking therapy
- Tool-free activation and deactivation of the redression force without changing the set spring tension
- Individually adjustable shell and strap system
- Adjustment of the position of the redression range via 360° feature
- Limitation of the range of motion (ROM) through adjustable stops in extension (knee and ankle hinge) and flexion (ankle hinge)
- Adjustable foot rotation (max. 5° external or 5° internal rotation)
- Height adjustment in the ankle

Mode of operation

The CDS® lock combination knee/ankle orthosis is based on the CDS® principle and is used to treat an extension deficit of the knee joint and a dorsal extension deficit of the ankle joint. The brace applies a dynamic low load prolonged stretch to stimulate growth in the contracted tissue. The spring force also supports the patient when standing up. To stabilize and secure the stance, the CDS® hinges in the knee are equipped with a self-locking lock. Further locking steps are achieved when the knee is extended further. When the lock is engaged, the orthosis can fully absorb the patient's load, enabling standing therapy. Locking and unlocking can be adjusted by the patient with one hand and without tools directly via a remote control on the orthosis. In "freewheel" mode, the hinge is permanently set to freewheel. This makes it possible to walk shorter transfer distances and for use in walking therapy.



Dynamic orthoses

Size chart and article numbers

Size	CDS® lock Combination Brace Knee-Ankle
Hinge	CDS® Hinge (Ankle), CDS® lock Hinge (Knee)
Shells	Aluminium Shells
Art.-No. left	985C-L
Art.-No. right	985C-R

Module

Article	CDS® lock thigh module	Connection support 24 mm perforated aluminium with coniungi (2 pieces)
Art.-No. left	985C3-L	814-420-S
Art.-No. right	985C3-R	



Example supply



Meaning of indicated dimensions on page 124

Other sizes available on request

CDS® Combination Brace Elbow-Wrist

Dynamic spring-loaded elbow / wrist orthosis

Patents EP 0 841 044 / US 5,954,677 / EP 3 352 713 / DE 10 2015 012 320 / EP 3 146 344 / further patents pending

Sizes  This product is also available in pediatric sizes.

Indications

- Joint contractures due to
 - surgery
 - conservative treatment of capsular ligament injury
 - stroke
 - paralysis
 - craniocerebral injury
 - burns
 - before and after joint replacement
 - arthrosis and chronic polyarthritis
- to prevent recurring constractions following arthrolysis
- spasticity following surgery on the central nervous system

Features

- fast disconnection and reconnection of the elements by Coniungi
- variable length between pivotal points
- therapy in extension (knee)
- therapy in dorsal extension (ankle)
- infinitely variable adjustment of the redression range between -15° and +30°
- spring tension can be switched on and off without tools and without varying the set spring tension
- individually adjustable shell and strap system



Mode of Operation

The combination brace CDS® Elbow/Wrist is based on the CDS®-principle and has been designed to treat an extension deficit in elbow and wrist. The brace applies a dynamic low load prolonged stretch to stimulate growth in the contracted tissue.

Size chart and article numbers

Article	CDS® Combination Brace Elbow-Wrist	CDS® Combination Brace Elbow-Wrist Junior
Hinge	CDS® Hinge	CDS® Nano Hinge
Shells	Aluminium Shells	Textile Shells
Art.-No. left	981C-L	981CN-L
Art.-No. right	981C-R	981CN-R

INDIVIDUAL

The constantly growing albrecht INDIVIDUAL portfolio allows you to build customized solutions for your patients.



INDIVIDUAL

INDIVIDUAL – Hinges for customized orthoses

Important notes on selecting and ordering the appropriate hinges and accessory components:

CDS® Hinges and CDS® Nano Hinges have a straight side bar as standard, which is firmly connected to the hinge body. A second side bar (anchor) in the opposite direction needs to be selected and ordered separately.

- Anchors are available in various shapes (straight anchor, T-anchor, V-anchor).
- A complete hinge unit therefore always requires the combination of a CDS® Hinge or CDS® Nano Hinge AND an anchor.
- Exceptions: No separate anchor is required for the following products:
 - CDS® lock INDIVIDUAL sets (the set already includes straight adapter anchors)
 - CDS® Hybrid Hinge / CDS® Nano Hybrid Hinge (anchor is 3D-printed)
 - ROM Nano Adapter Hinge (already has a straight adapter anchor)
 - CDS® Micro Hinge (no anchor provided)

Examples:



Mounting options

Hinge

The side bars of the hinges are firmly connected to the hinge body. The hinges can be riveted on or inserted.

CDS® Hinge 360° with CDS® Anchor straight



CDS® Nano Hinge with CDS® Nano Anchor straight



Adapter Hinge

With the Adapter Hinges, the side bars can be unscrewed close to the hinge. The hinges can be poured in.

CDS® Adapter Hinge 360° with CDS® Adapter Anchor

The design allows for a close-to-the-body construction.



CDS® Nano Adapter Hinge with CDS® Nano Adapter Anchor



Mounting options

The center parts of the CDS® Adapter Hinge and CDS® Adapter Stabiliser are interchangeable.



The center parts of the CDS® Nano Adapter Hinge, ROM Nano Adapter Hinge and CDS® Adapter Stabiliser is possible.



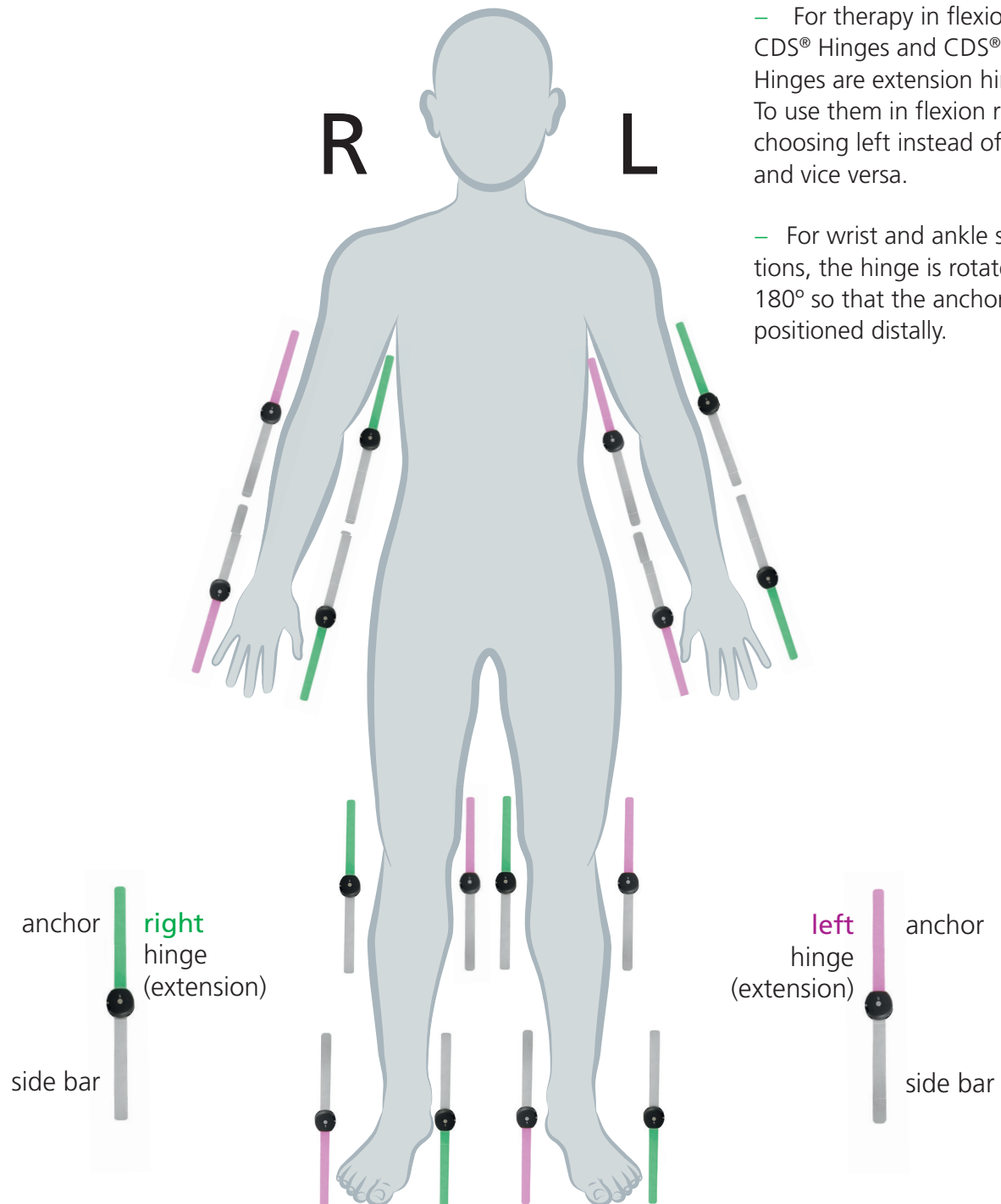
INDIVIDUAL hinge finder for CDS® Hinges and CDS® Nano Hinges

☎ 00800 03032900

Depending on the extremity being covered (knee, ankle, elbow, wrist) and the side of the body (left/right, medial/lateral), information is provided as to whether a left or right CDS® (Nano) Hinge is suitable for the respective order. The **hinge finder** helps with this decision.

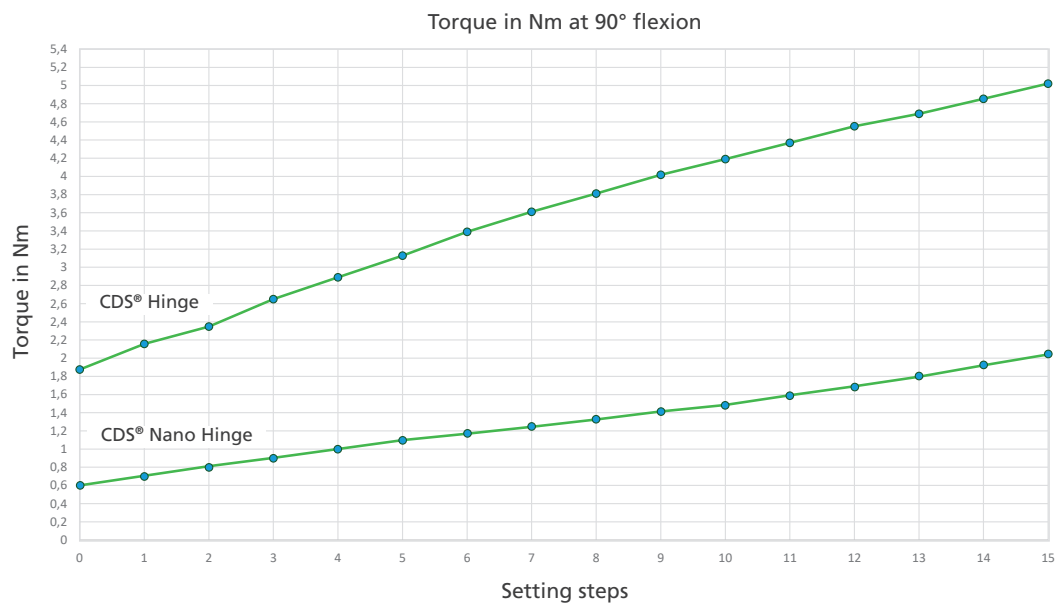
Note

- For therapy in flexion: The CDS® Hinges and CDS® Nano Hinges are extension hinges. To use them in flexion requires choosing left instead of right and vice versa.
- For wrist and ankle solutions, the hinge is rotated by 180° so that the anchor is positioned distally.



INDIVIDUAL

Technical data for CDS® Hinges and CDS® Nano Hinges



Materials and widths

	CDS® (3 mm thickness)		
aluminium	20 mm	24 mm	
steel (VA)	16 mm	20 mm	24 mm

	CDS® Nano (2 mm thickness)	
aluminium	16 mm	
steel (VA)	16 mm	

CDS® Alignment Set

Using the Alignment Set when manufacturing custom-made orthoses ensures the correct position and parallelism of the hinges.

Article designation	Art.-No.
CDS® Alignment Set	860-100-S
Alignment Set Replacement Kit	860-180-S
Article designation	Art.-No.
Adjustable face spanner	280-044-S
Article designation	Art.-No.
Spiral drill HSS/E DIN3 38 type N 3,2	280-076-S
Spiral drill HSS/E DIN3 38 type N 4,2	280-077-S



CDS® Alignment Set

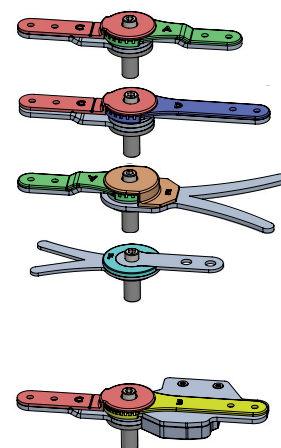
Positioning sets:

These sets can be used in addition to the CDS® Alignment Set. The plastic components enable the angular alignment of the hinge side bars to each other. Particularly with bilateral hinge configurations, the positioning aids ensure identical stop or locking positions as well as the subsequent synchronized movement of the hinges. The positioning sets are designed for single use.

One positioning set is required per installed hinge.

Name	Art.-No.
Positioning set CDS® Adapter Hinge 360°	860-420-S
Positioning set CDS® Adapter Hinge 360° plus	860-440-S
Positioning set CDS® Adapter Hinge 360° with V/T Anchor	860-460-S
Positioning set CDS® Nano Adapter Hinge	860-400-S
Positioning set CDS® lock INDIVIDUAL Set unilat. 16mm links	860-500-L
Positioning set CDS® lock INDIVIDUAL Set unilat. 16mm rechts	860-500-R
Positioning set CDS® lock INDIVIDUAL Set unilat. 20mm links	860-505-L
Positioning set CDS® lock INDIVIDUAL Set unilat. 20mm rechts	860-505-R
Positioning set CDS® lock INDIVIDUAL Set unilat. 24mm links	860-510-L
Positioning set CDS® lock INDIVIDUAL Set unilat. 24mm rechts	860-510-R


Positioning sets for hinge alignment



Spacer blocks:

Spacer blocks can be used to reduce the amount of adjusting and resin build-up. Spacer blocks are available for side bar widths of 16mm, 20mm and 24mm. The sets contain 4 blocks (5mm thick) that can be placed on top of each other. The blocks are laminated into the orthosis.

Name	Art.-No.
Set Spacer blocks 16mm	860-600-S
Set Spacer blocks 20mm	860-605-S
Set Spacer blocks 24mm	860-610-S



Assembled CDS® Alignment Aet for the CDS® lock INDIVIDUAL Set with matching Positioning set and spacer components

Spacer rings:

Spacer rings can be used to fill gaps between the cast and the alignment set and to precisely define the contact. The set includes rings with thicknesses of 5mm, 3mm and 2mm, which can be combined as required. The spacer rings are designed for multiple use.

Name	Art.-No.
Set Spacer rings	860-680-S

CDS® Hinge Selection

Patents EP 0 841 044 / US 5,954,677 / EP 3 352 713 / EP 3 761 920 / EP 3 761 921 /
DE 10 2008 049 854 / DE 10 2015 012 320 / EP 3 146 944 / further patents pending

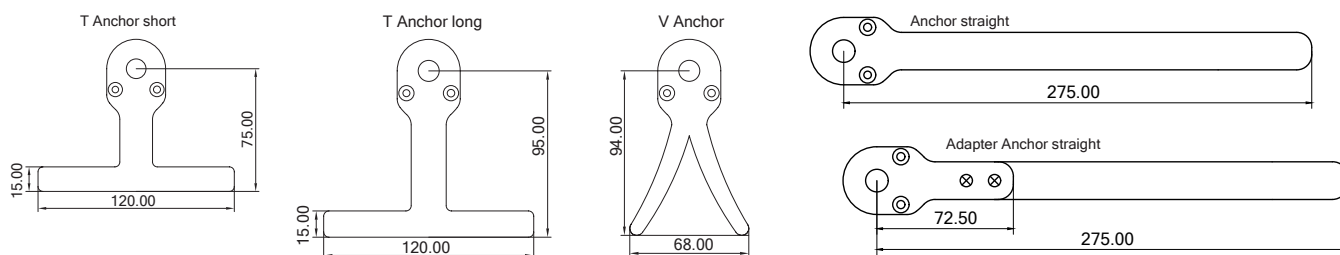
	width	Knee		Ankle	
		left/lat. right/med.	right/lat. left/med.	left/lat. right/med.	right/lat. left/med.
CDS® Hinge 360° VA	16 mm	812-200-L	812-200-R	812-200-R	812-200-L
	20 mm	812-205-L	812-205-R	812-205-R	812-205-L
	24 mm	812-210-L	812-210-R	812-210-R	812-210-L
CDS® Hinge 360° Alu	20 mm	812-235-L	812-235-R	812-235-R	812-235-L
	24 mm	812-240-L	812-240-R	812-240-R	812-240-L
CDS® Adapter Hinge 360° VA	16 mm	812-250-L	812-250-R	812-250-R	812-250-L
	20 mm	812-255-L	812-255-R	812-255-R	812-255-L
	24 mm	812-260-L	812-260-R	812-260-R	812-260-L
CDS® Adapter Hinge 360° Alu	20 mm	812-285-L	812-285-R	812-285-R	812-285-L
	24 mm	812-290-L	812-290-R	812-290-R	812-290-L
CDS® Hinge 360° plus VA	16 mm	812-300-L	812-300-R	812-300-R	812-300-L
	20 mm	812-305-L	812-305-R	812-305-R	812-305-L
	24 mm	812-310-L	812-310-R	812-310-R	812-310-L
CDS® Hinge 360° plus Alu	20 mm	812-335-L	812-335-R	812-335-R	812-335-L
	24 mm	812-340-L	812-340-R	812-340-R	812-340-L
CDS® Adapter Hinge 360° plus VA	16 mm	812-350-L	812-350-R	812-350-R	812-350-L
	20 mm	812-355-L	812-355-R	812-355-R	812-355-L
	24 mm	812-360-L	812-360-R	812-360-R	812-360-L
CDS® Adapter Hinge 360° plus Alu	20 mm	812-385-L	812-385-R	812-385-R	812-385-L
	24 mm	812-390-L	812-390-R	812-390-R	812-390-L
CDS® Nano Hinge VA	16 mm	812-100-L	812-100-R	812-100-R	812-100-L
CDS® Nano Hinge Alu	16 mm	812-130-L	812-130-R	812-130-R	812-130-L
CDS® Nano Adapter Hinge VA	16 mm	812-150-L	812-150-R	812-150-R	812-150-L
CDS® Nano Adapter Hinge Alu	16 mm	812-180-L	812-180-R	812-180-R	812-180-L
CDS® lock Nano Hinge VA	16 mm	812-110-L	812-110-R	812-110-R	812-110-L
CDS® lock Nano Hinge Alu	16 mm	812-140-L	812-140-R	812-140-R	812-140-L
CDS® lock Nano Adapter Hinge VA	16 mm	812-160-L	812-160-R	812-160-R	812-160-L
CDS® lock Nano Adapter Hinge Alu	16 mm	812-190-L	812-190-R	812-190-R	812-190-L
	width	left	right		
CDS® lock INDIVIDUAL Set unilateral VA	16 mm	817-100-L	817-100-R		
	20 mm	817-105-L	817-105-R		
	24 mm	817-110-L	817-110-R		
CDS® lock INDIVIDUAL Set bilateral VA	16 mm	816-100-L	816-100-R		
	20 mm	816-105-L	816-105-R		
	24 mm	816-110-L	816-110-R		

elbow		wrist		Anchor			
left/lat. right/med.	right/lat. left/med.	left/lat. right/med.	right/lat. left/med.	Anchor straight	V-short V-long	T-short T-long	Nano Anchor straight 16 mm slot
812-200-R	812-200-L	812-200-R	812-200-L	813-440-S	-	813-405-S	
812-205-R	812-205-L	812-205-R	812-205-L	813-445-S	813-400-S	813-410-S	
812-210-R	812-210-L	812-210-R	812-210-L	813-450-S			
812-235-R	812-235-L	812-235-R	812-235-L	813-475-S	-	813-425-S	
812-240-R	812-240-L	812-240-R	812-240-L	813-480-S	813-420-S	813-430-S	
812-250-R	812-250-L	812-250-R	812-250-L	813-500-S	-	813-405-S	
812-255-R	812-255-L	812-255-R	812-255-L	813-505-S	813-400-S	813-410-S	
812-260-R	812-260-L	812-260-R	812-260-L	813-510-S			
812-285-R	812-285-L	812-285-R	812-285-L	813-535-S	-	813-425-S	
812-290-R	812-290-L	812-290-R	812-290-L	813-540-S	813-420-S	813-430-S	
812-300-R	812-300-L	812-300-R	812-300-L	813-440-S	-	813-405-S	
812-305-R	812-305-L	812-305-R	812-305-L	813-445-S	813-400-S	813-410-S	
812-310-R	812-310-L	812-310-R	812-310-L	813-450-S			
812-335-R	812-335-L	812-335-R	812-335-L	813-475-S	-	813-425-S	
812-340-R	812-340-L	812-340-R	812-340-L	813-480-S	813-420-S	813-430-S	
812-350-R	812-350-L	812-350-R	812-350-L	813-500-S	-	813-405-S	
812-355-R	812-355-L	812-355-R	812-355-L	813-505-S	813-400-S	813-410-S	
812-360-R	812-360-L	812-360-R	812-360-L	813-510-S			
812-385-R	812-385-L	812-385-R	812-385-L	813-535-S	-	813-425-S	
812-390-R	812-390-L	812-390-R	812-390-L	813-540-S	813-420-S	813-430-S	
812-100-R	812-100-L	812-100-R	812-100-L	813-160-S	813-100-S 813-105-S	813-110-S 813-115-S	813-165-S
812-130-R	812-130-L	812-130-R	812-130-L	813-170-S	813-130-S -	813-135-S 813-140-S	813-175-S
812-150-R	812-150-L	812-150-R	812-150-L	813-190-S	813-100-S 813-105-S	813-110-S 813-115-S	813-165-S
812-180-R	812-180-L	812-180-R	812-180-L	813-195-S	813-130-S -	813-135-S 813-140-S	813-175-S
812-110-R	812-110-L	812-110-R	812-110-L	813-160-S	813-100-S 813-105-S	813-110-S 813-115-S	813-165-S
812-140-R	812-140-L	812-140-R	812-140-L	813-170-S	813-130-S -	813-135-S 813-140-S	813-175-S
812-160-R	812-160-L	812-160-R	812-160-L	813-190-S	813-100-S 813-105-S	813-110-S 813-115-S	813-165-S
812-190-R	812-190-L	812-190-R	812-190-L	813-195-S	813-130-S -	813-135-S 813-140-S	813-175-S

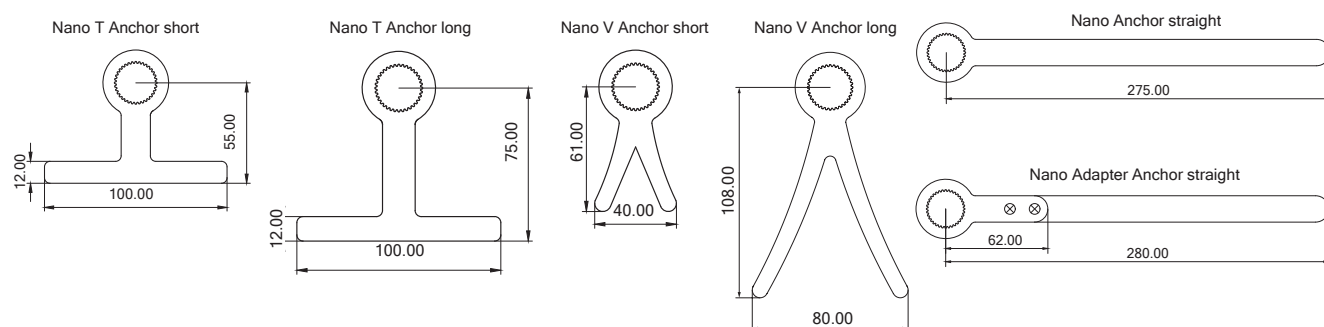


Note: The CDS® lock INDIVIDUAL Sets (unilateral and bilateral) are only available in the adapter version and already have a straight adapter anchor with mounted remote control for the hinge lock.

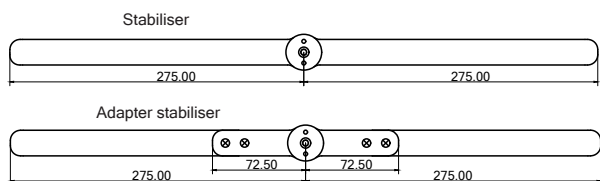
Anchor for CDS® Hinges



Anchor for CDS® Nano Hinges



CDS® Stabiliser

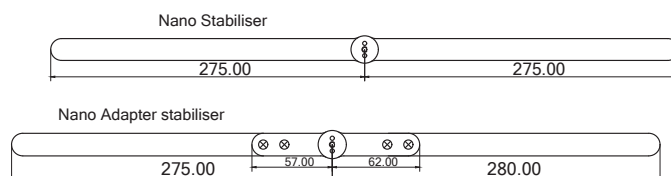


Stabilisers may be selected according to the chosen hinge.

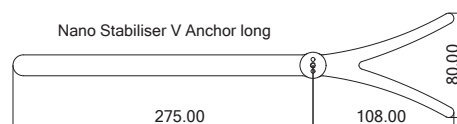
Stabiliser	Art.-No.
CDS® stabiliser 16 mm VA	830-180-S
CDS® stabiliser 20 mm VA	830-160-S
CDS® stabiliser 24 mm VA	830-110-S
CDS® stabiliser 20 mm Alu	830-150-S
CDS® stabiliser 24 mm Alu	830-100-S
CDS® Adapter stabiliser 16 mm VA	830-280-S
CDS® Adapter stabiliser 20 mm VA	830-260-S
CDS® Adapter stabiliser 24 mm VA	830-210-S
CDS® Adapter stabiliser 20 mm Alu	830-250-S
CDS® Adapter stabiliser 24 mm Alu	830-200-S

CDS® Nano Stabiliser

Nano stabilisers may be selected according to the chosen hinge.



Stabiliser	Art.-No.
CDS® Nano stabiliser VA	830-195-S
CDS® Nano stabiliser V Anchor long VA	830-196-S
CDS® Nano stabiliser Alu	830-190-S
CDS® Nano Adapter stabiliser VA	830-295-S
CDS® Nano Adapter stabiliser Alu	830-290-S

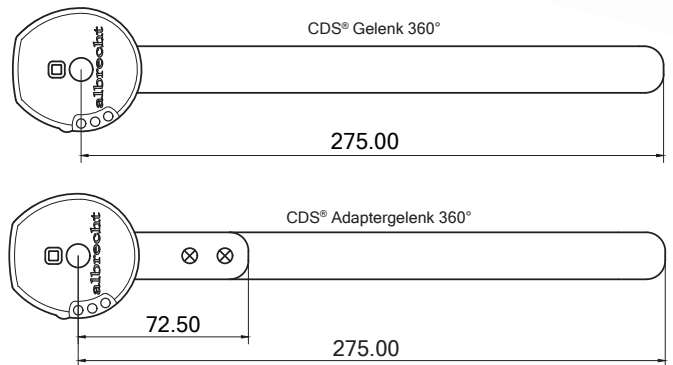


CDS® Hinge 360°



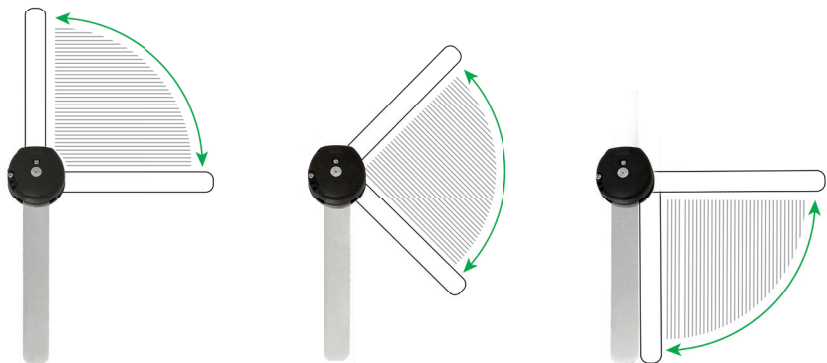
Features

- individual adjustment of the spring tension up to 5,2 Nm
- spring tension can be switched on and off without tools and without varying the tension setting
- range of motion can be limited
- immobilisation is possible



Hinge 360°

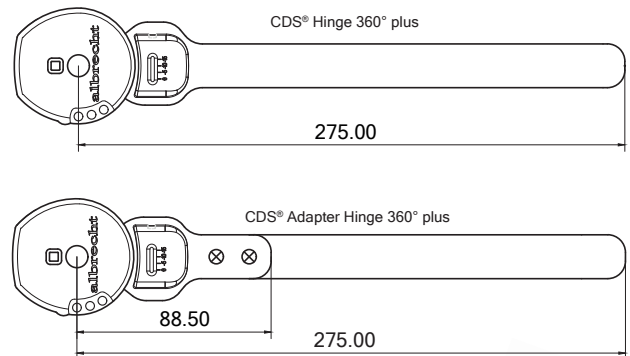
- the redression range may be adjusted in 15° increments
- 90° redression range can be positioned freely
- for therapy in extension and flexion
- for treatment of severe extension and flexion deficits



CDS® Hinge 360° plus



The PLUS hinges include a fine adjustment option. Fine adjustment allows for the infinitely variable adjustment of the redression range. The redression range may also be extended to -15° for hyperextension.



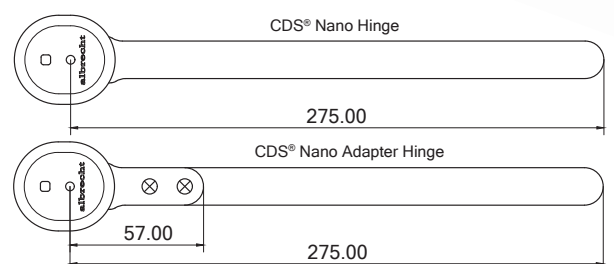
INDIVIDUAL

CDS® Nano Hinge



Features

- individual adjustment of the spring tension up to 2,2 Nm
- spring tension can be switched on and off without tools and without varying the spring tension
- the redression range can be adjusted in 10° increments

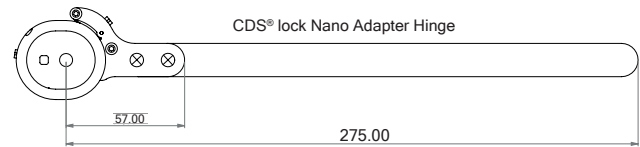
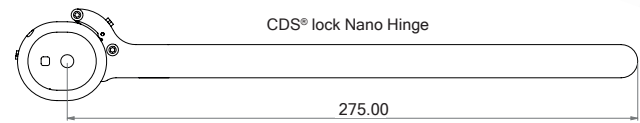


CDS® lock Nano Hinge



Features

- Dynamic CDS® lock Nano Hinge with self-locking mechanism
- Individually adjustable spring tension
- Max. Torque: 2.2 Nm
- spring tension can be switched on and off without tools and without varying the tension setting
- Adjustment of the redression range in 10° steps
- Position of the redression range of 90° selectable via adjustable
- hinge side bar
- Load-bearing construction
- Quick activation/deactivation of the lock without effort directly on the hinge



- Adjustable angle position of the lock
- Adjustable "freewheel" mode

CDS® lock INDIVIDUAL Sets

Features

- Dynamic CDS® lock INDIVIDUAL Hinge Set with self-locking mechanism for standing therapy
- Available in unilateral and bilateral set
- Hinge features like CDS® Hinge 360° (max. torque 5.2 Nm)
- Mechanical remote control of the lock via Bowden cables and star grip
- Individual positioning of the star grip
- Quick activation / deactivation of the lock without effort
- Simple and tool-free handling
- One-handed control of the lock
- Adjustable angle position of the lock
- Load-bearing construction
- "Freewheel" mode enables walking shorter transfer distances and use in walking therapy
- Alignment Set and installation aids:
Separately available positioning aids and a pouring dummy, in combination with the existing CDS® Alignment Set, enable precise installation and synchronized movement of the hinges.



Bilateral Set

Unilateral Set

CDS® Hybrid Hinge

Features

- Optimized for orthoses from additive manufacturing
- Individually adjustable spring tension, max. torque 5.2 Nm
- spring tension can be switched on and off without tools and without varying the tension setting
- Limitation of the range of motion possible (extension stop)
- Adjustment of the redression range in 5° steps
- Position of the redression range of 90° selectable via adjustable joint adapter
- Hexagon for optimum force transmission between hinge and printed holder
- On request, the hinge can be provided as an STL file for construction purposes



CDS® Hybrid Hinge	Art.No. left	Art.-No. right
CDS® Hybrid Hinge 20mm Alu	811-910-S	811-911-S

CDS® Nano Hybrid Hinge

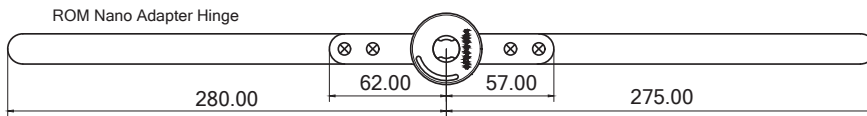
Features

- optimised for additive manufacturing
- hexagon base for better grip
- STL-data file available upon request



CDS® Nano Hybrid Hinge	Art.-No. left	Art.-No. right
CDS® Nano Hybrid Hinge 16 mm Alu	811-900-S	811-901-S

ROM Nano Adapter Hinge



Features

- limits may be adjusted without tools
- extension limits may be adjusted between -10° and 100° in 10° increments
- flexion limits may be adjusted between 0° and 130° in 10° increments
- immobilisation is possible between -10° and 100° in 10° increments

ROM Nano Adapter Hinge	Art.No. left	Art.-No. right
ROM Nano Adapter hinge VA	811-110-S	811-111-S
ROM Nano Adapter hinge Alu	811-100-S	811-101-S

CDS® Mikro Hinge

Features

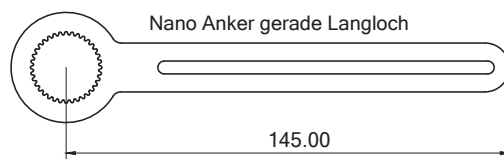
- individual adjustment of the spring tension
- Max. torque: 0,43 Nm



CDS® Mikro hinge	Art.-No.
CDS® Mikro hinge	840-500-S


CDS® Nano Anchor straight slot

CDS® Nano Anchor straight slot	Art.No.
CDS® Nano Anchor straight 16 mm slot VA	813-165-S
CDS® Nano Anchor straight 16 mm slot Alu	813-175-S



Hand Piece Nano

Hand piece	Art.No. left	Art.-No. right
Hand piece L plus width 10 cm	827LN-PL	827LN-PR
Hand piece L width 10 cm	827LN-L	827LN-R
Hand piece M width 8 cm	827MN-L	827MN-R
Hand piece S width 6 cm	827SN-L	827SN-R



Coniungi

Connecting unit for quick disconnection and reconnection of two components.

Disconnect Coniungi:

Pull the elements apart while pushing the bolt.



Reconnect Coniungi:

Push the elements into one another.

Coniungi with connecting rod

connecting unit Coniungi	Art.-No.
connecting unit Coniungi 16 mm	814-100-S
connecting unit Coniungi 24 mm	814-120-S

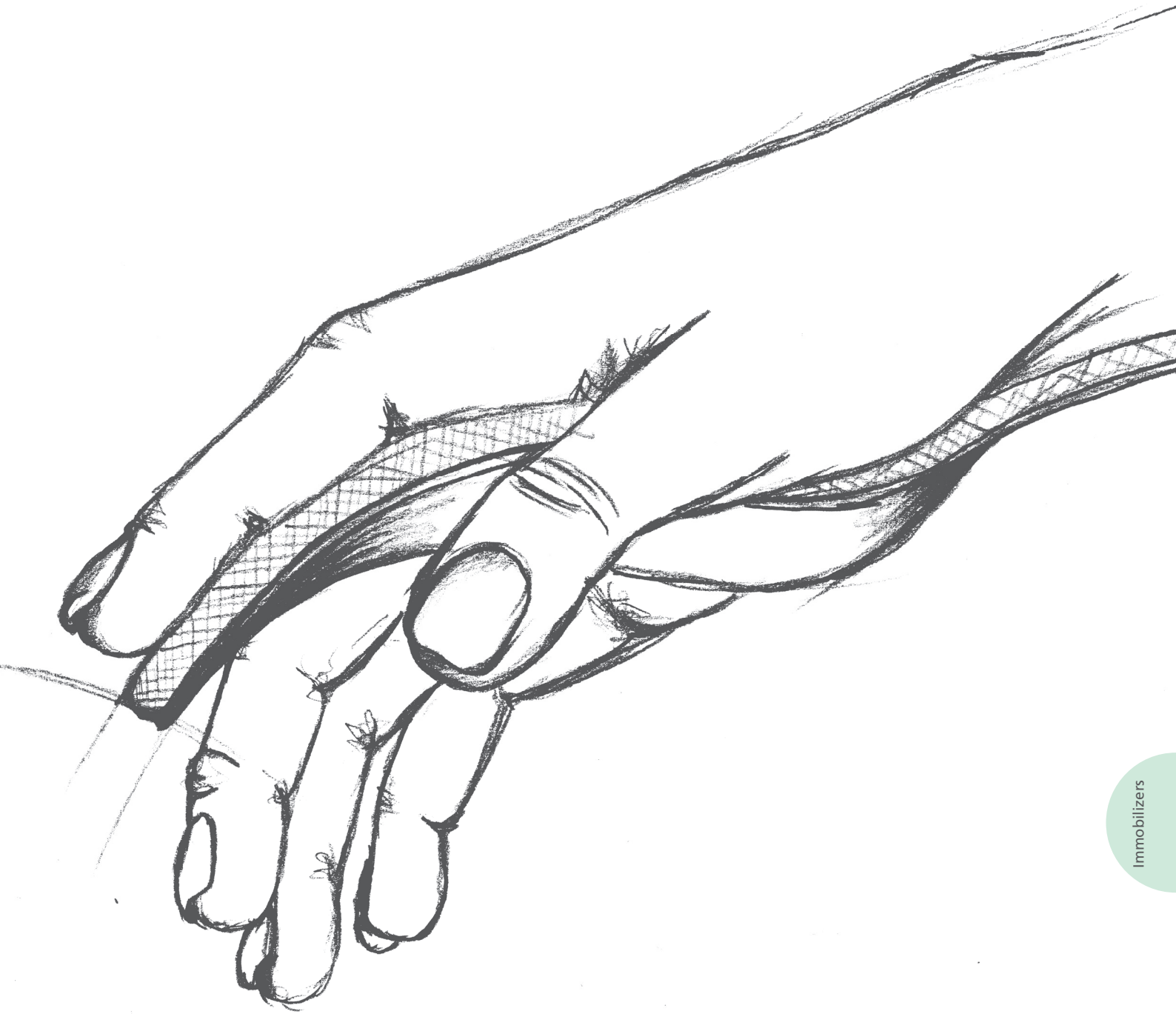


connecting unit Coniungi with rod	Art.-No.
connecting unit Coniungi with rod 16 mm	814-300-S
connecting unit Coniungi with rod 24 mm	814-320-S

Immobilizers

☎ 00800 03032900

Orthoses to immobilize during rehabilitation



Immobilizers

Immobilizer (foot)

Brace to immobilize the foot

Indications

- Post-surgical to immobilize
- Post-surgical after achill tendon surgery
- Shortening of the plantar fascia
- Prophylaxis against talipedes equinus
- Pain from overstrain

Features

- Simple alternative to wearing a cast
- Rigid shell made from PE with skinfriendly padding
- Broad velcro straps for fixation
- Adjustable angle

Optionally also available as foot splint without padding and straps.

Foot splint →
(without padding
and straps)



Mode of operation

The **foot immobilizer** supports the treatment of the adult foot and is used to immobilize the foot.

Size chart and article numbers

Immobilizer (foot)

Size	L	M	S
EU-shoe size	44 - 47	40 - 43	36 - 39
Sole Length [cm]	30	27	25
Art.-No.	37-4053	37-4052	37-4051

Foot splint (without padding and straps)

Size	L	M	S
EU-shoe size	44 - 47	40 - 43	36 - 39
Sole Length [cm]	30	27	25
Art.-No.	37-4053S	37-4052S	37-4051S

Immobilizer (elbow)

☎ 00800 03032900

Brace to immobilize the elbow

Indications

- Post-surgical
- Paralysis
- Inflammatory rheumatic conditions

Features

- Simple alternative to wearing a cast
- Rigid shell made from PE with skinfriendly padding
- Broad velcro straps for fixation
- Physiological flexion angle of 58°

Optionally also available as elbow splint without padding and straps.



Elbow splint →
(without padding
and straps)

Mode of operation

The **elbow immobilizer** supports the treatment of the adult elbow and is used to immobilize the elbow.

Size chart and article numbers

Immobilizer (elbow)

Size	L	M	S
Length at upper arm medial [cm]	22	20	18
Length at forearm medial [cm]	22	20	18
Art.-No.	37-2093	37-2092	37-2091

Elbow splint (without padding and straps)

Size	L	M	S
Length at upper arm medial [cm]	22	20	18
Length at forearm medial [cm]	22	20	18
Art.-No.	37-2093S	37-2092S	37-2091S



Immobilizers

Arm sling

Shoulder brace for immobilisation in defined position

Indications

- preoperative
- postoperative
- posttraumatic
- subcapital fracture of the humerus when adequate fixation with strapping is not possible

Features

- Partially elastic bandage material
- Individually adjustable strap



Mode of operation

The **Arm Sling** is a brace to immobilise the shoulder in defined position. Shoulder immobilisation braces are made of strong textile support material, with Velcro fasteners. An appropriate strap restricts shoulder mobility in a defined position or immobilises the shoulder.

Size chart and article numbers

Size	L	M	S
Length of Arm sling [cm]	50	44	38
Art.-No.	37-6002	37-6001	37-6000

Toe plate

☎ 00800 03032900

Product requiring individual adjustment by a technician

Indications

- Post-surgical fixation

Features

- Stable alternative to toe slings
- Rigid shell made out of PE
- Snuggly velours strap
- Individual fixation



Individual cord set toe plate



Mode of operation

The **Toe plate** assists treatment in the application area of the foot. It is used to immobilize the toes.

Size chart and article numbers

Name	Toe plate with cord	Toe plate with strap	Individual cord set toe plate
Art.-No.	37-8000	37-8500	770-026-S

Aluminium Finger Splint*

Padded finger splint

Indications

- The Aluminium Finger Splint is used to stabilize and relief fingers and finger joints.

The splint can be cut with scissors to the appropriate length.



Size chart and article numbers

Width [cm]	1,25	1,90	2,50
Length [cm]	46	46	46
Art.-No.	10601	10611	10621

Packing unit of 12 pieces. Sizes may be mixed.

Baseball Splint*

Padded finger splint

Indications

- The Baseball Splint is used to stabilize, immobilize and protect distal phalanx fractures.



Size chart and article numbers

Size	S	M	L
Length [cm]	9	10,5	12,5
Art.-No.	11111	11121	11131

Packing unit of 12 pieces. Sizes may be mixed

* **Manufacturer:** Brownmed Inc., 1300 Lundberg Drive West, Spirit Lake, IA 51360-7246, USA
EU-Representative: CEpartner4U BV, Esdoornlaan 13, NL-3951 DB Maarn

Curved Finger Splint*

☎ 00800 03032900

Padded finger splint

Indications

- The Curved Finger Splint is used to treat dislocations and transverse fractures of the fingers as well as luxations and subluxations of the finger joints and impacted fractures.



Size chart and article numbers

Size	S	M	L
Length [cm]	6	8,5	16
Art.-No.	11011	11021	11031

Packing unit of 12 pieces. Sizes may be mixed.

Finger Cot*

Padded finger splint

Indications

- The Finger Cot is used to stabilize the interphalangeal joint after injury of the front finger joint and/or multiple fractures of the distal phalanx of the finger.



Immobilizers

Size chart and article numbers

Size	S	M	L
Length [cm]	5,5	8	9
Art.-No.	10911	10921	10931

Packing unit of 12 pieces. Sizes may be mixed.

* **Manufacturer:** Brownmed Inc., 1300 Lundberg Drive West, Spirit Lake, IA 51360-7246, USA
EU-Representative: CEpartner4U BV, Esdoornlaan 13, NL-3951 DB Maarn

Frog Splint*

Padded finger splint

Indications

- The Frog Splint is used to stabilize the interphalangeal joint after injury of the front finger joint and/or diseases of the finger nail bed.



Size chart and article numbers

Size	S	M	L
Length [cm]	6	7,5	8
Art.-No.	10801	10811	10821

Packing unit of 12 pieces. Sizes may be mixed.

Stax-Mallet*

Finger splint

Indications

- The Stax-Mallet is used after fracture, luxation or ligament injury of the finger or the thumb and as protection from a traumatic accident.

Made out of radiolucent plastic.



Size chart and article numbers

Size	1	2	3	4	5	5,5	6	7
Art.-No.	10701	10702	10703	10704	10705	10706	10707	10708

Packing unit of 12 pieces. Sizes may be mixed.

* **Manufacturer:** Brownmed Inc., 1300 Lundberg Drive West, Spirit Lake, IA 51360-7246, USA
EU-Representative: CEpartner4U BV, Esdoornlaan 13, NL-3951 DB Maarn

Finger splints

Our finger splints are available as a set in the Splintbox.

Content

Reusable Splintbox with:

- **3 Baseball Splint**
small / medium / large
- **3 Curved Finger Splint**
small / medium / large
- **3 Finger Cot**
small / medium / large
- **3 Frog Splint**
small / medium / large
- **3 Stax Mallet**
Sizes 1 / 2 / 3 / 4 / 5 / 5,5 / 6 / 7



Size chart and article numbers

Name	Splintbox
Art.-No.	10035

* **Manufacturer:** Brownmed Inc., 1300 Lundberg Drive West, Spirit Lake, IA 51360-7246, USA
EU-Representative: CPartner4U BV, Esdoornlaan 13, NL-3951 DB Maarn



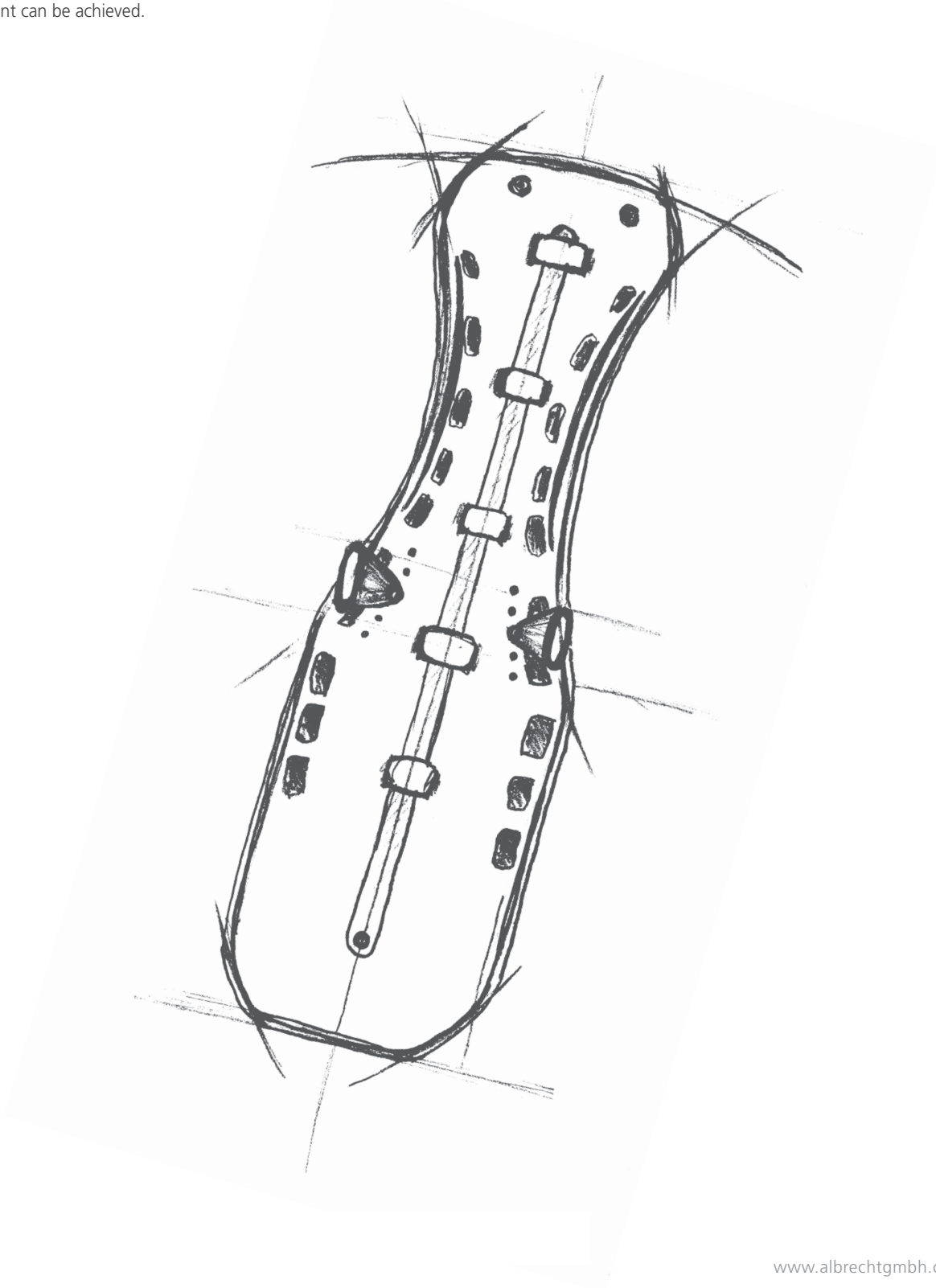
MKS® – Spinal Orthoses

MKS® – Modular Corset System

Our MKS® Modular Corset System straightens and stabilizes defined areas of the vertebral column in order to achieve postural corrections which actively support rehabilitation in specific indications.

Our MKS® programme is comprised of a **modular system** which can be divided into an orthosis set consisting of rigid supportive elements and a set of partially elastic, smoothly-fitting back-and-body bandages which adapt comfortably to the body.

By combining the individual components of the two sets an exact adjustment to both the respective indication and the patient can be achieved.



MKS® Body Belt

Lumbar Bandage

Sizes



This product is also available in pediatric sizes.

Indications

- Lower back pain
- Lumbago
- Spondylarthrosis
- Sacroiliac joint irritation
- Lumbar muscle insufficiency

Features

- Semi-elastic bandaging material
- Lateral reinforcing stays
- Firm abdominal piece with hook and loop fastener
- Back pocket suitable for silicone pad stimulating blood circulation or MKS® Osteo back plate

Mode of operation

Due to its semi-elastic bandaging material the MKS® Body Belt adjusts comfortably to the body. Through building up circular pressure the lumbar vertebral column is supported. The firm fastener element provides the necessary abdominal pressure. Optionally, blood circulation can be stimulated by inserting the silicone pad into the integrated back pocket.



L1 - L5



Size chart and article numbers

Size	1	2	3	4	5	6
Body circumference [cm]	60 - 70	70 - 80	80 - 90	90 - 105	105 - 120	120 - 135
Abdominal height [cm]	18	18	18	18	18	18
Back height [cm]	22	23	23	24	24	24
Art.-No.	582-001-S	582-002-S	582-003-S	582-004-S	582-005-S	582-006-S

Reduced height

Abdominal height [cm]	14	14	14	14	14	14
Back height [cm]	18	19	19	20	20	20
Art.-No.	582-001N-S	582-002N-S	582-003N-S	582-004N-S	582-005N-S	582-006N-S

Accessories

	Silicone pad (optionally)
Art.-No.	350-014-S

Lumbar Bandage

Sizes



This product is also available in pediatric sizes

Indications

- Lower back pain
- Lumbago
- Spondylarthrosis
- Sacroiliac joint irritation
- Lumbar muscle insufficiency

Features

- Semi-elastic bandaging material
- Lateral reinforcing stays
- Firm abdominal piece with hook and loop fastener
- Back pocket suitable for silicone pad stimulating blood circulation or MKS® Osteo back plate
- Additional tensioning straps

Mode of operation

Due to its semi-elastic bandaging material the MKS® Body Belt plus adjusts comfortably to the body. Through building up circular pressure the lumbar vertebral column is supported. The firm fastener element provides the necessary abdominal pressure which can be enhanced through the additional tensioning straps. Optionally, blood circulation can be stimulated by inserting the silicone pad into the integrated back pocket.



Size chart and article numbers

Size	1	2	3	4	5	6
Body circumference [cm]	60 - 70	70 - 80	80 - 90	90 - 105	105 - 120	120 - 135
Abdominal height [cm]	18	18	18	18	18	18
Back height [cm]	22	23	23	24	24	24
Art.-No.	582-201-S	582-202-S	582-203-S	582-204-S	582-205-S	582-206-S

Reduced height

Abdominal height [cm]	14	14	14	14	14	14
Back height [cm]	18	19	19	20	20	20
Art.-No.	582-201N-S	582-202N-S	582-203N-S	582-204N-S	582-205N-S	582-206N-S

Accessories

	Silicone pad (optionally)
Art.-No.	350-014-S

MKS® Vario

Lumbar Bandage

Indications

- Lower back pain
- Lumbago
- Spondylarthrosis
- Sacroiliac joint irritation
- Lumbar muscle insufficiency

Features

- Semi-elastic bandaging material
- Lateral reinforcing stays
- Firm abdominal piece with hook and loop fastener
- Back pocket suitable for silicone pad stimulating blood circulation or MKS® Osteo back plate
- Circumference and shape can be adjusted



Mode of operation

Due to its semi-elastic bandaging material the MKS® Vario adjusts comfortably to the body. Through building up circular pressure the lumbar vertebral column is supported. The firm fastener element provides the necessary abdominal pressure. Optionally, blood circulation can be stimulated by inserting the silicone pad into the integrated back pocket.

Size chart and article numbers

Size	Standard	Extra
Body circumference [cm]	70 - 95	95 - 125
Abdominal height [cm]	18	18
Back height [cm]	25	25
Art.-No.	581-063-S	581-064-S

Accessories

Art.-No.	Silicone pad (optionally)
	350-014-S

Build-up

The MKS® Vario consists of two side pieces (1) and (2), the middle piece (3) and the textile cover (4).

The MKS® Vario can be adjusted for different circumferences and shapes to accommodate various physiques.



Lumbar Bandage with silicone pad stimulating blood circulation

Indications

- Severe lower back pain
- Severe lumbago
- Relapsing lumbago
- Osteochondrosis
- Spondylolysis without displacement of vertebrae
- Mild lumbar deformity (with displacement of vertebrae)
- Spondylarthrosis
- Sacroiliac joint irritation
- Lumbar muscle insufficiency

Features

- Semi-elastic bandaging material
- Lateral reinforcing stays
- Firm abdominal piece with hook and loop fastener
- Back pocket suitable for silicone pad or MKS® Osteo back plate
- Silicone pad stimulating blood circulation

Mode of operation

Due to its semi-elastic bandaging material the MKS® Lumbago adjusts comfortably to the body. Through building up circular pressure the lumbar vertebral column is supported. The firm fastener element provides the necessary abdominal pressure. The inserted silicone pad in the integrated back pocket stimulates blood circulation.



L1 - L5

Silicone Pad

Size chart and article numbers

Size	1	2	3	4	5	6
Body circumference [cm]	60 - 70	70 - 80	80 - 90	90 - 105	105 - 120	120 - 135
Abdominal height [cm]	18	18	18	18	18	18
Back height [cm]	22	23	23	24	24	24
Art.-No.	582-401-S	582-402-S	582-403-S	582-404-S	582-405-S	582-406-S

Spinal orthoses

MKS® Lumbago plus

Lumbar Bandage with silicone pad stimulating blood circulation

Indications

- Severe lower back pain
- Severe lumbago
- Relapsing lumbago
- Osteochondrosis
- Mild lumbar sciatica
- Mild radicular syndrome
- Spondylolysis without displacement of vertebrae
- Mild lumbar deformity (with displacement of vertebrae)
- Spondylarthrosis
- Sacroiliac joint irritation
- Lumbar muscle insufficiency

Features

- Semi-elastic bandaging material
- Lateral reinforcing stays
- Firm abdominal piece with hook and loop fastener
- Back pocket suitable for silicone pad stimulating blood circulation or MKS® Osteo back plate
- Additional tensioning straps
- Silicone pad stimulating blood circulation



Silicone Pad

Mode of operation

Due to its semi-elastic bandaging material the MKS® Lumbago plus adjusts comfortably to the body. Through building up circular pressure the lumbar vertebral column is supported. The firm fastener element provides the necessary abdominal pressure which can be enhanced through the additional tensioning straps. The inserted silicone pad in the integrated back pocket stimulates blood circulation.



L1 - L5



Size chart and article numbers

Size	1	2	3	4	5	6
Body circumference [cm]	60 - 70	70 - 80	80 - 90	90 - 105	105 - 120	120 - 135
Abdominal height [cm]	18	18	18	18	18	18
Back height [cm]	22	23	23	24	24	24
Art.-No.	582-501-S	582-502-S	582-503-S	582-504-S	582-505-S	582-506-S

Lumbar Bandage with silicone pad stimulating blood circulation

Indications

- Severe lower back pain
- Severe lumbago
- Relapsing lumbago
- Osteochondrosis
- Spondylolysis without displacement of vertebrae
- Mild lumbar deformity (with displacement of vertebrae)
- Spondylarthrosis
- Sacroiliac joint irritation
- Lumbar muscle insufficiency

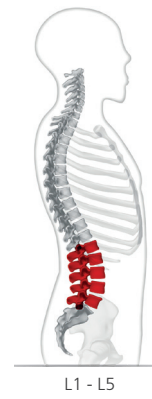
Features

- Semi-elastic bandaging material
- Lateral reinforcing stays
- Firm abdominal piece with hook and loop fastener
- Back pocket suitable for silicone pad stimulating blood circulation or MKS® Osteo back plate
- Circumference and shape can be adjusted
- Silicone pad stimulating



Mode of Operation

Due to its semi-elastic bandaging material the MKS® Lumbago Vario adjusts comfortably to the body. Through building up circular pressure the lumbar vertebral column is supported. The firm fastener element provides the necessary abdominal pressure which can be enhanced through the additional tensioning straps. The inserted silicone pad in the integrated back pocket stimulates blood circulation.



L1 - L5



Silicone Pad

Size chart and article numbers

Size	Standard	Extra
Body circumference [cm]	70 - 95	95 - 125
Abdominal height [cm]	18	18
Back height [cm]	25	25
Art.-No.	581-069-S	581-070-S

Build-up

The MKS® Lumbago Vario consists of two side pieces (1) and (2), the middle piece (3) and the textile cover (4).

The MKS® Lumbago Vario can be adjusted for different circumferences and shapes to accommodate various physiques



MKS® Pontsana®

Lumbar Bandage



Indications

- Lower back pain
- Moderately severe lumbar sciatica with slight failures in intervertebral disc protrusion/prolapse
- Moderately severe radicular lumbar syndrome, pseudo-radicular lumbar syndrome
- Spondylolithesis, grade I with lumbago
- Moderately severe lumbar deformity (relapsing treatment, complicated course)
- Condition after intervertebral disc surgery with small up to medium-sized prolapse
- Spondylarthrosis
- Sacroiliac joint irritation
- Lumbar muscle insufficiency

Features

- Semi-elastic bandaging material
- Lateral reinforcing stays
- Firm abdominal piece with hook and loop fastener
- Bridging rods (spring band steel)
- Additional lateral double straps

Mode of operation

The MKS® Pontsana® functions according to the bridging principle. The wide bandage with the additional lateral double straps straightens and hence relieves the lumbar vertebral column.



Size chart and article numbers

Size	1	2	3	4	5	6	51	61
Body circumference [cm]	60 - 70	70 - 80	80 - 90	90 - 105	105 - 120	120 - 135	105 - 120	120 - 135
Abdominal height [cm]	18	18	18	18	18	18	18	18
Back height [cm]	32	32	34	34	38	38	34 (reduced)	34 (reduced)
Art.-No.	582-801-S	582-802-S	582-803-S	582-804-S	582-805-S	582-806-S	582-8051-S	582-8061-S

Reduced height

Abdominal height [cm]	16	16	16	16	16	16
Back height [cm]	26	26	26	26	26	26
Art.-No.	582-801N-S	582-802N-S	582-803N-S	582-804N-S	582-805N-S	582-806N-S

Meaning of indicated dimensions on page 124

Other sizes available on request

Lumbar Bandage

Indications

- Moderatley severe lumbar sciatica with slight failures in intervertebral disc protrusion/prolapse
- Moderatley severe radicular lumbar syndrome, pseudo-radicular lumbar syndrom
- Spondylolithesis, grade I with lumbago
- Moderatley severe lumbar deformity (relapsing treatment, complicated course)
- Condition after intervertebral disc surgery with small up to medium-sized prolapse
- Pain in the area of the lumbar/thoracic spine
- Dorsolumbagia
- Degenerative changes in the lumbar/thoracic spine
- Instabilities in the lumbar/thoracic spine
- Abdominal and lumbar muscle insufficiency

Features

- Semi-elastic bandaging material
- Lateral reinforcing stays
- Firm, circular high abdominal piece with hook and loop fastener
- Bridging rods (spring band steel)
- Additional lateral double straps



Optionally available as Semi-Assembled Product*

Mode of operation

The MKS® Pontsana® plus functions according to the bridging principle. The circular high bandage with the additional lateral double straps straightens and hence relieves the lumbar vertebral column.



Size chart and article numbers

Size		1	2	3	4	5	6
Body circumference [cm]		60 - 70	70 - 80	80 - 90	90 - 105	105 - 120	120 - 135
Abdominal height [cm]	25	582-9011-S	582-9021-S	582-9031-S	582-9041-S	582-9051-S	582-9061-S
Back height [cm]	32						
Abdominal height [cm]	30	582-9012-S	582-9022-S	582-9032-S	582-9042-S	582-9052-S	582-9062-S
Back height [cm]	38						

Semi-Assembled Product*

Size		1	2	3	4	5	6
Body circumference [cm]		60 - 70	70 - 80	80 - 90	90 - 105	105 - 120	120 - 135
Abdominal height [cm]	25	582-9011-H	582-9021-H	582-9031-H	582-9041-H	582-9051-H	582-9061-H
Back height [cm]	32						
Abdominal height [cm]	30	582-9012-H	582-9022-H	582-9032-H	582-9042-H	582-9052-H	582-9062-H
Back height [cm]	38						

* Contour can be adjusted, the unattached binding ribbon is also provided.

MKS® Pontsana® mobil

Lumbar bandage with bridging rods

Indications

- Moderatley severe lumbar sciatica with slight failures in intervertebral disc protrusion/prolapse
- Moderatley severe radicular lumbar syndrome, pseudo-radicular lumbar syndrome
- Spondylolithesis, grade I with lumbago
- Moderatley severe lumbar deformity (relapsing treatment, complicated course)
- Condition after intervertebral disc surgery with small up to medium-sized prolapse
- Lumbar spinal syndromes
- Lumbago
- Spondylarthrosis
- Sacroiliac joint irritation
- Lumbar muscle insufficiency

Features

- Semi-elastic bandaging material
- Lateral reinforcing stays
- Firm abdominal piece with hook and loop fastener
- Bridging rods (spring band steel)
- Detachable lateral double straps



Mode of operation

The MKS® Pontsana® mobil functions according to the bridging principle. The wide bandage with the detachable lateral double straps straightens and hence relieves the lumbar vertebral column.

In accordance with the treatment plan straps may be detached to allow for the mobilisation of the patient.



Size chart and article numbers

Size	1	2	3	4	5	6	51	61
Body circumference [cm]	60 - 70	70 - 80	80 - 90	90 - 105	105 - 120	120 - 135	105 - 120	120 - 135
Abdominal height [cm]	18	18	18	18	18	18	18	18
Back height [cm]	32	32	34	34	38	38	34 (reduced)	34 (reduced)
Art.-No.	582-811-S	582-812-S	582-813-S	582-814-S	582-815-S	582-816-S	582-8151-S	582-8161-S

Lumbar bandage with firm bridging frame

Indications

- Severe lumbar sciatica with muscular failures in severe intervertebral disc protrusion/prolapse without absolute indication for surgery
- Severe radicular lumbar syndrome, pseudo-radicular lumbar syndrome
- Spondylolithesis with relapsing sciaticae
- Severe lumbar deformity caused by facet syndrome/athrosis
- Condition after intervertebral disc surgery without residual paresis in cleared intervertebral disc, decompression of the spinal canal one-layer without deformity, intervertebral disc surgery one-layer
- Spinal stenosis without strong paresis after short walking distance

Features

- Semi-elastic bandaging material
- Firm abdominal piece with hook and loop fastener
- Bridging rods (spring band steel)
- Lateral reinforcing stays
- Additional lateral double straps
- Firm bridging frame



Mode of operation

The MKS® Pontsana® stabil functions according to the bridging principle. The wide bandage with the additional lateral double straps and the firm bridging frame straightens and hence relieves the lumbar vertebral column.



Size chart and article numbers

Size	1	2	3	4	5	6	51	61
Body circumference [cm]	60 - 70	70 - 80	80 - 90	90 - 105	105 - 120	120 - 135	105 - 120	120 - 135
Abdominal height [cm]	18	18	18	18	18	18	18	18
Back height [cm]	32	32	34	34	38	38	34 (reduced)	34 (reduced)
Art.-No.	582-881-S	582-882-S	582-883-S	582-884-S	582-885-S	582-886-S	582-8851-S	582-8861-S

Reduced height

Abdominal height [cm]	16	16	16	16	16	16
Back height [cm]	26	26	26	26	26	26
Art.-No.	582-881N-S	582-882N-S	582-883N-S	582-884N-S	582-885N-S	582-886N-S

MKS® Osteo

Spinal orthosis

Sizes



This product is also available in pediatric sizes.

Indications

- Stable, osteoporotic and traumatic vertebral fractures
- Pain caused by poor posture, e.g. rounded shoulders
- Spondylitis
- Tumor
- Condition after intervertebral disc surgery
- Muscle insufficiency
- Spondylodiscitis
- Abdominal muscle insufficiency
- Sintered vertebral fractures in osteoporosis
- Osteoporosis
- Poor posture
- Hollow round back
- Chronic lumbago caused by hyperlordosis
- Facet syndrome
- Degenerative changes in the lumbar spine

Features

- Semi-elastic bandaging material
- Lateral reinforcing stays
- Firm abdominal piece with hook and loop fastener
- Adjustable back plate with incorporated aluminium profile
- Individual strap course
- Reclination straps



Mode of operation

The MKS® Osteo functions according to the reclination principle. The two shoulder straps attached to the back plate straighten the vertebral column to relieve the thoracic spine.

The wide lumbar bandage straightens and hence relieves the lumbar vertebral column. The reclination straps are attached to the lumbar bandage through additional lateral straps. Hereby rotation is limited and stabilisation is ensured.



Size chart and article numbers

Size		1	2	3	4	5	6
Body circumference [cm]		60 - 70	70 - 80	80 - 90	90 - 105	105 - 120	120 - 135
Abdominal height [cm]	18						
Back height reclination S [cm]	46	782C-1	782C-2	782C-3	782C-4	782C-5	782C-6
Abdominal height [cm]	18						
Back height reclination M [cm]	50	782A-1	782A-2	782A-3	782A-4	782A-5	782A-6
Abdominal height [cm]	18						
Back height reclination L [cm]	56	782B-1	782B-2	782B-3	782B-4	782B-5	782B-6

Meaning of indicated dimensions on page 124

Other sizes available on request

Modules for the modular assembly

Name	Art.-No.	Included as standard in the products Art.-No. 782...																	
		C1	A1	B1	C2	A2	B2	C3	A3	B3	C4	A4	B4	C5	A5	B5	C6	A6	B6
MKS® Osteo Dorsal plate with reclination straps (S 46 cm)	761-066-S	•			•			•			•			•			•		
MKS® Osteo Dorsal plate with reclination straps (M 50 cm)	761-067-S		•			•			•			•			•				•
MKS® Osteo Dorsal plate with reclination straps (L 56 cm)	761-068-S			•			•			•			•			•			•
MKS® Body belt size 1 60 - 70 cm	582-001-S	•	•	•															
MKS® Body belt size 2 70 - 80 cm	582-002-S				•	•	•												
MKS® Body belt size 3 80 - 90 cm	582-003-S							•	•	•									
MKS® Body belt size 4 90 - 105 cm	582-004-S										•	•	•						
MKS® Body belt size 5 105 - 120 cm	582-005-S													•	•	•			
MKS® Body belt size 6 120 - 135 cm	582-006-S																•	•	•



MKS® Osteo – Reduced height

Spinal orthosis

Indications

- Osteoporosis
- Stable, osteoporotic and traumatic vertebral fractures
- Sintered vertebral fractures in osteoporosis
- Pain caused by poor posture, e.g. rounded shoulders
- Poor posture
- Hollow round back
- Chronic lumbago caused by hyperlordosis
- Spondylodiscitis
- Facet syndrome
- Degenerative changes in the lumbar spine
- Tumor
- Condition after intervertebral disc surgery
- Muscle insufficiency
- Abdominal muscle insufficiency
- Spondylitis

Features

- Semi-elastic bandaging material
- Lateral reinforcing stays
- Firm abdominal piece with hook and loop fastener
- Adjustable back plate with incorporated aluminium profile
- Individual strap course
- Reclination straps



Mode of operation

The MKS® Osteo functions according to the reclination principle.

The two shoulder straps attached to the back plate straighten the vertebral column to relieve the thoracic spine.

The wide lumbar bandage straightens and hence relieves the lumbar vertebral column. The reclination straps are attached to the lumbar bandage through additional lateral straps. Hereby rotation is limited and stabilisation is ensured.

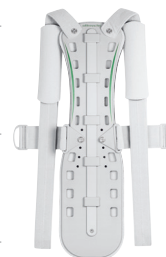


Size chart and article numbers

Size		1	2	3	4	5	6
Body circumference [cm]		60 - 70	70 - 80	80 - 90	90 - 105	105 - 120	120 - 135
Abdominal height [cm]	14						
Back height reclination XS [cm]	43	782D-1N	782D-2N	782D-3N	782D-4N	782D-5N	782D-6N
Abdominal height [cm]	14						
Back height reclination S [cm]	46	782C-1N	782C-2N	782C-3N	782C-4N	782C-5N	782C-6N
Abdominal height [cm]	14						
Back height reclination M [cm]	50	782A-1N	782A-2N	782A-3N	782A-4N	782A-5N	782A-6N
Abdominal height [cm]	14						
Back height reclination L [cm]	56	782B-1N	782B-2N	782B-3N	782B-4N	782B-5N	782B-6N

Modules for the modular assembly

Name	Art.-No.	Included as standard in the products Art.-No. 782...																								
		D1	C1	A1	B1	D2	C2	A2	B2	D3	C3	A3	B3	D4	C4	A4	B4	D5	C5	A5	B5	D6	C6	A6	B6	
MKS® Osteo Dorsal plate with reclination straps (XS 43 cm)	761-065-S	•				•				•				•				•				•				
MKS® Osteo Dorsal plate with reclination straps (S 46 cm)	761-066-S		•				•				•				•				•				•			
MKS® Osteo Dorsal plate with reclination straps (M 50 cm)	761-067-S			•				•				•				•				•				•		
MKS® Osteo Dorsal plate with reclination straps (L 56 cm)	761-068-S				•				•				•				•				•				•	
MKS® Body belt Size 1 60 - 70 cm	582-001N-S	•	•	•	•																					
MKS® Body belt Size 2 70 - 80 cm	582-002N-S					•	•	•	•																	
MKS® Body belt Size 3 80 - 90 cm	582-003N-S									•	•	•	•													
MKS® Body belt Size 4 90 - 105 cm	582-004N-S													•	•	•	•									
MKS® Body belt Size 5 105 - 120 cm	582-005N-S																		•	•	•	•				
MKS® Body belt Size 6 120 - 135 cm	582-006N-S																						•	•	•	•



MKS® Osteo plus

Spinal orthosis

Sizes



This product is also available in pediatric sizes.

Indications

- Osteoporosis
- Stable, osteoporotic and traumatic vertebral fractures
- Sintered vertebral fractures in osteoporosis
- Pain caused by poor posture, e.g. rounded shoulders
- Poor posture
- Hollow round back
- Chronic lumbago caused by hyperlordosis
- Spondylodiscitis
- Facet syndrome
- Degenerative changes in the lumbar spine
- Tumor
- Condition after intervertebral disc surgery
- Muscle insufficiency
- Abdominal muscle insufficiency
- Spondylitis

Features

- Semi-elastic bandaging material
- Lateral reinforcing stays
- Firm abdominal piece with hook and loop fastener
- Additional tensioning straps
- Adjustable back plate with incorporated aluminium profile
- Individual strap course
- Reclination straps



Mode of operation

The MKS® Osteo plus functions according to the reclination principle.

The two shoulder straps attached to the back plate straighten the vertebral column to relieve the thoracic spine. The wide lumbar bandage with the additional tensioning straps straightens and hence relieves the lumbar vertebral column.

The reclination straps are attached to the lumbar bandage through additional lateral straps. Hereby rotation is limited and stabilisation is ensured.



Size chart and article numbers

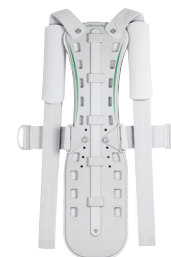
Size		1	2	3	4	5	6
Body circumference [cm]		60 - 70	70 - 80	80 - 90	90 - 105	105 - 120	120 - 135
Abdominal height [cm]	18						
Back height reclination S [cm]	46	784C-1	784C-2	784C-3	784C-4	784C-5	784C-6
Abdominal height [cm]	18						
Back height reclination M [cm]	50	784A-1	784A-2	784A-3	784A-4	784A-5	784A-6
Abdominal height [cm]	18						
Back height reclination L [cm]	56	784B-1	784B-2	784B-3	784B-4	784B-5	784B-6

Meaning of indicated dimensions on page 124

Other sizes available on request

Modules for the modular assembly

Name	Art.-No.	Included as standard in the products Art.-No. 784...																	
		C1	A1	B1	C2	A2	B2	C3	A3	B3	C4	A4	B4	C5	A5	B5	C6	A6	B6
MKS® Osteo Dorsal plate with reclination straps (S 46 cm)	761-066-S	•			•			•			•			•			•		
MKS® Osteo Dorsal plate with reclination straps (M 50 cm)	761-067-S		•			•			•			•			•			•	
MKS® Osteo Dorsal plate with reclination straps (L 56 cm)	761-068-S			•			•			•			•			•			•
MKS® Body belt plus, size 1 60 - 70 cm	582-201-S	•	•	•															
MKS® Body belt plus, size 2 70 - 80 cm	582-202-S				•	•	•												
MKS® Body belt plus, size 3 80 - 90 cm	582-203-S							•	•	•									
MKS® Body belt plus, size 4 90 - 105 cm	582-204-S										•	•	•						
MKS® Body belt plus, size 5 105 - 120 cm	582-205-S													•	•	•			
MKS® Body belt plus, size 6 120 - 135 cm	582-206-S																•	•	•



MKS® Osteo plus – Reduced height

Spinal orthosis

Indications

- Osteoporosis
- Stable, osteoporotic and traumatic vertebral fractures
- Sintered vertebral fractures in osteoporosis
- Pain caused by poor posture, e.g. rounded shoulders
- Poor posture
- Hollow round back
- Chronic lumbago caused by hyperlordosis
- Spondylodiscitis
- Facet syndrome
- Degenerative changes in the lumbar spine
- Tumor
- Condition after intervertebral disc surgery
- Muscle insufficiency
- Abdominal muscle insufficiency
- Spondylitis

Features

- Semi-elastic bandaging material
- Lateral reinforcing stays
- Firm abdominal piece with hook and loop fastener
- Additional tensioning straps
- Adjustable back plate with incorporated aluminium profile
- Individual strap course
- Reclination straps



Mode of Operation

The MKS® Osteo plus functions according to the reclination principle.

The two shoulder straps attached to the back plate straighten the vertebral column to relieve the thoracic spine. The wide lumbar bandage with the additional tensioning straps straightens and hence relieves the lumbar vertebral column.

The reclination straps are attached to the lumbar bandage through additional lateral straps. Hereby rotation is limited and stabilisation is ensured.



Size chart and article numbers

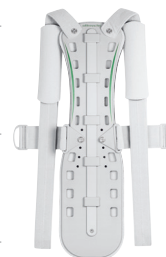
Size		1	2	3	4	5	6
Body circumference [cm]		60 - 70	70 - 80	80 - 90	90 - 105	105 - 120	120 - 135
Abdominal height [cm]	14						
Back height reclination XS [cm]	43	784D-1N	784D-2N	784D-3N	784D-4N	784D-5N	784D-6N
Abdominal height [cm]	14						
Back height reclination S [cm]	46	784C-1N	784C-2N	784C-3N	784C-4N	784C-5N	784C-6N
Abdominal height [cm]	14						
Back height reclination M [cm]	50	784A-1N	784A-2N	784A-3N	784A-4N	784A-5N	784A-6N
Abdominal height [cm]	14						
Back height reclination L [cm]	56	784B-1N	784B-2N	784B-3N	784B-4N	784B-5N	784B-6N

Meaning of indicated dimensions on page 124

Other sizes available on request

Modules for the modular assembly

Name	Art.-No.	Included as standard in the products Art.-No. 784...																								
		D1	C1	A1	B1	D2	C2	A2	B2	D3	C3	A3	B3	D4	C4	A4	B4	D5	C5	A5	B5	D6	C6	A6	B6	
MKS® Osteo Dorsal plate with reclination straps (XS 43 cm)	761-065-S	•				•				•				•				•				•				
MKS® Osteo Dorsal plate with reclination straps (S 46 cm)	761-066-S		•				•				•				•				•				•			
MKS® Osteo Dorsal plate with reclination straps (M 50 cm)	761-067-S			•				•				•				•				•				•		
MKS® Osteo Dorsal plate with reclination straps (L 56 cm)	761-068-S				•				•				•				•				•				•	
MKS® Body belt plus Gr. 1 60 - 70 cm	582-201N-S	•	•	•	•																					
MKS® Body belt plus, size 2 70 - 80 cm	582-202N-S					•	•	•	•																	
MKS® Body belt plus, size 3 80 - 90 cm	582-203N-S									•	•	•	•													
MKS® Body belt plus, size 4 90 - 105 cm	582-204N-S													•	•	•	•									
MKS® Body belt plus, size 5 105 - 120 cm	582-205N-S																		•	•	•	•				
MKS® Body belt plus, size 6 120 - 135 cm	582-206N-S																						•	•	•	•



MKS® Osteo flex

Spinal orthosis

Indications

- Osteoporosis
- Stable, osteoporotic and traumatic vertebral fractures
- Sintered vertebral fractures in osteoporosis
- Pain caused by poor posture, e.g. rounded shoulders
- Poor posture
- Hollow round back
- Chronic lumbago caused by hyperlordosis
- Spondylodiscitis
- Facet syndrome
- Degenerative changes in the lumbar spine
- Tumor
- Condition after intervertebral disc surgery
- Muscle insufficiency
- Abdominal muscle insufficiency
- Spondylitis

Features

- Semi-elastic bandaging material
- Lateral reinforcing stays
- Firm abdominal piece with hook and loop fastener
- Textile back piece with paravertebral steel tape rods
- Individual strap course
- Reclination straps



Mode of operation

The MKS® Osteo flex functions according to the reclination principle.

The two shoulder straps attached to the flexible back piece straighten the vertebral column to relieve the thoracic spine. The wide lumbar bandage with the additional tensioning straps straightens and hence relieves the lumbar vertebral column.

The reclination straps are attached to the lumbar bandage through additional lateral straps. Hereby rotation is limited and stabilisation is ensured.



Size chart and article numbers

Size		1	2	3	4	5	6
Body circumference [cm]		60 - 70	70 - 80	80 - 90	90 - 105	105 - 120	120 - 135
Abdominal height [cm]	18						
Back height reclination S [cm]	46	783C-1	783C-2	783C-3	783C-4	783C-5	783C-6
Abdominal height [cm]	18						
Back height reclination M [cm]	50	783A-1	783A-2	783A-3	783A-4	783A-5	783A-6
Abdominal height [cm]	18						
Back height reclination L [cm]	56	783B-1	783B-2	783B-3	783B-4	783B-5	783B-6

Modules for the modular assembly

Name	Art.-No.	Included as standard in the products Art.-No. 783...																	
		C1	A1	B1	C2	A2	B2	C3	A3	B3	C4	A4	B4	C5	A5	B5	C6	A6	B6
MKS® Osteo flex Back height reclination straps (S 46 cm)	761-071-S	•			•			•			•			•			•		
MKS® Osteo flex Back height reclination straps (M 50 cm)	761-072-S		•			•			•			•			•			•	
MKS® Osteo flex Back height reclination straps (L 56 cm)	761-073-S			•			•			•			•			•			•
MKS® Body belt size 1, 60 - 70 cm	582-001-S	•	•	•															
MKS® Body belt size 2, 70 - 80 cm	582-002-S				•	•	•												
MKS® Body belt size 3, 80 - 90 cm	582-003-S						•	•	•										
MKS® Body belt size 4, 90 - 105 cm	582-004-S									•	•	•							
MKS® Body belt size 5, 105 - 120 cm	582-005-S												•	•	•				
MKS® Body belt size 6, 120 - 135 cm	582-006-S																•	•	•



MKS® Osteo flex – Reduced height

Spinal orthosis

Indications

- Osteoporosis
- Stable, osteoporotic and traumatic vertebral fractures
- Sintered vertebral fractures in osteoporosis
- Pain caused by poor posture, e.g. rounded shoulders
- Poor posture
- Hollow round back
- Chronic lumbago caused by hyperlordosis
- Spondylodiscitis
- Facet syndrome
- Degenerative changes in the lumbar spine
- Tumor
- Condition after intervertebral disc surgery
- Muscle insufficiency
- Abdominal muscle insufficiency
- Spondylitis

Features

- Semi-elastic bandaging material
- Lateral reinforcing stays
- Firm abdominal piece with hook and loop fastener
- Textile back piece with paravertebral steel tape rods
- Individual strap course
- Reclination straps



Mode of operation

The MKS® Osteo flex functions according to the reclination principle.

The two shoulder straps attached to the flexible back piece straighten the vertebral column to relieve the thoracic spine. The wide lumbar bandage with the additional tensioning straps straightens and hence relieves the lumbar vertebral column.

The reclination straps are attached to the lumbar bandage through additional lateral straps. Hereby rotation is limited and stabilisation is ensured.



Size chart and article numbers

Size		1	2	3	4	5	6
Body circumference [cm]		60 - 70	70 - 80	80 - 90	90 - 105	105 - 120	120 - 135
Abdominal height [cm]	14						
Back height reclination XS [cm]	43	783D-1N	783D-2N	783D-3N	783D-4N	783D-5N	783D-6N
Abdominal height [cm]	14						
Back height reclination S [cm]	46	783C-1N	783C-2N	783C-3N	783C-4N	783C-5N	783C-6N
Abdominal height [cm]	14						
Back height reclination M [cm]	50	783A-1N	783A-2N	783A-3N	783A-4N	783A-5N	783A-6N
Abdominal height [cm]	14						
Back height reclination L [cm]	56	783B-1N	783B-2N	783B-3N	783B-4N	783B-5N	783B-6N

Meaning of indicated dimensions on page 124

Other sizes available on request

Modules for the modular assembly

Name	Art.-No.	Included as standard in the products Art.-No. 783...																							
		D1	C1	A1	B1	D2	C2	A2	B2	D3	C3	A3	B3	D4	C4	A4	B4	D5	C5	A5	B5	D6	C6	A6	B6
MKS® Osteo flex Back height reclination straps (XS 43 cm)	761-070-S	•				•				•				•				•					•		
MKS® Osteo flex Back height reclination straps (S 46 cm)	761-071-S		•				•				•				•				•					•	
MKS® Osteo flex Back height reclination straps (M 50 cm)	761-072-S			•				•				•				•				•				•	
MKS® Osteo flex Back height reclination straps (L 56 cm)	761-073-S				•				•				•				•				•				•
MKS® Body belt size 1 60 - 70 cm	582-001N-S	•	•	•	•																				
MKS® Body belt size 2 70 - 80 cm	582-002N-S					•	•	•	•																
MKS® Body belt size 3 80 - 90 cm	582-003N-S									•	•	•	•												
MKS® Body belt size 4 90 - 105 cm	582-004N-S													•	•	•	•								
MKS® Body belt size 5 105 - 120 cm	582-005N-S																	•	•	•	•				
MKS® Body belt size 6 120 - 135 cm	582-006N-S																					•	•	•	•



MKS® Osteo flex plus

Spinal orthosis

Indications

- Osteoporosis
- Stable, osteoporotic and traumatic vertebral fractures
- Sintered vertebral fractures in osteoporosis
- Pain caused by poor posture, e.g. rounded shoulders
- Poor posture
- Hollow round back
- Chronic lumbago caused by hyperlordosis
- Spondylodiscitis
- Facet syndrome
- Degenerative changes in the lumbar spine
- Tumor
- Condition after intervertebral disc surgery
- Muscle insufficiency
- Abdominal muscle insufficiency
- Spondylitis

Features

- Semi-elastic bandaging material
- Lateral reinforcing stays
- Firm abdominal piece with hook and loop fastener
- Textile back piece with paravertebral steel tape rods
- Individual strap course
- Reclination straps



Mode of operation

The MKS® Osteo flex plus functions according to the reclination principle.

The two shoulder straps attached to the flexible back piece straighten the vertebral column to relieve the thoracic spine. The wide lumbar bandage with the additional tensioning straps straightens and hence relieves the lumbar vertebral column.

The reclination straps are attached to the lumbar bandage through additional lateral straps. Hereby rotation is limited and stabilisation is ensured.



Size chart and article numbers

Size		1	2	3	4	5	6
Body circumference [cm]		60 - 70	70 - 80	80 - 90	90 - 105	105 - 120	120 - 135
Abdominal height [cm]	18						
Back height reclination S [cm]	46	781C-1	781C-2	781C-3	781C-4	781C-5	781C-6
Abdominal height [cm]	18						
Back height reclination M [cm]	50	781A-1	781A-2	781A-3	781A-4	781A-5	781A-6
Abdominal height [cm]	18						
Back height reclination L [cm]	56	781B-1	781B-2	781B-3	781B-4	781B-5	781B-6

Meaning of indicated dimensions on page 124

Other sizes available on request

Modules for the modular assembly

Name	Art.-No.	Included as standard in the products Art.-No. 781...																	
		C1	A1	B1	C2	A2	B2	C3	A3	B3	C4	A4	B4	C5	A5	B5	C6	A6	B6
MKS® Osteo flex Back piece with reclination straps (S 46 cm)	761-071-S	•			•			•			•			•			•		
MKS® Osteo flex Back piece with reclination straps (M 50 cm)	761-072-S		•		•			•			•			•			•		
MKS® Osteo flex Back piece with reclination straps (L 56 cm)	761-073-S			•			•			•			•			•			•
MKS® Body belt plus, size 1 60 - 70 cm	582-201-S	•	•	•															
MKS® Body belt plus, size 2 70 - 80 cm	582-202-S				•	•	•												
MKS® Body belt plus, size 3 80 - 90 cm	582-203-S							•	•	•									
MKS® Body belt plus, size 4 90 - 105 cm	582-204-S										•	•	•						
MKS® Body belt plus, size 5 105 - 120 cm	582-205-S													•	•	•			
MKS® Body belt plus, size 6 120 - 135 cm	582-206-S																•	•	•



MKS® Osteo flex plus – Reduced height

Spinal orthosis

Indications

- Osteoporosis
- Stable, osteoporotic and traumatic vertebral fractures
- Sintered vertebral fractures in osteoporosis
- Pain caused by poor posture, e.g. rounded shoulders
- Poor posture
- Hollow round back
- Chronic lumbago caused by hyperlordosis
- Spondylodiscitis
- Facet syndrome
- Degenerative changes in the lumbar spine
- Tumor
- Condition after intervertebral disc surgery
- Muscle insufficiency
- Abdominal muscle insufficiency
- Spondylitis

Features

- Semi-elastic bandaging material
- Lateral reinforcing stays
- Firm abdominal piece with hook and loop fastener
- Textile back piece with paravertebral steel tape rods
- Individual strap course
- Reclination straps



Mode of Operation

The MKS® Osteo flex plus functions according to the reclination principle.

The two shoulder straps attached to the flexible back piece straighten the vertebral column to relieve the thoracic spine. The wide lumbar bandage with the additional tensioning straps straightens and hence relieves the lumbar vertebral column.

The reclination straps are attached to the lumbar bandage through additional lateral straps. Hereby rotation is limited and stabilisation is ensured.



Size chart and article numbers

Size		1	2	3	4	5	6
Body circumference [cm]		60 - 70	70 - 80	80 - 90	90 - 105	105 - 120	120 - 135
Abdominal height [cm]	14	781D-1N	781D-2N	781D-3N	781D-4N	781D-5N	781D-6N
Back height reclination XS [cm]	43						
Abdominal height [cm]	14	781C-1N	781C-2N	781C-3N	781C-4N	781C-5N	781C-6N
Back height reclination S [cm]	46						
Abdominal height [cm]	14	781A-1N	781A-2N	781A-3N	781A-4N	781A-5N	781A-6N
Back height reclination M [cm]	50						
Abdominal height [cm]	14	781B-1N	781B-2N	781B-3N	781B-4N	781B-5N	781B-6N
Back height reclination L [cm]	56						

Meaning of indicated dimensions on page 124

Other sizes available on request

Modules for the modular assembly

Name	Art.-No.	Included as standard in the products Art.-No. 781...																								
		D1	C1	A1	B1	D2	C2	A2	B2	D3	C3	A3	B3	D4	C4	A4	B4	D5	C5	A5	B5	D6	C6	A6	B6	
MKS® Osteo flex Back piece with reclination straps (XS 43 cm)	761-070-S	•				•				•				•				•					•			
MKS® Osteo flex Back piece with reclination straps (S 46 cm)	761-071-S		•				•				•				•				•					•		
MKS® Osteo flex Back piece with reclination straps (M 50 cm)	761-072-S			•				•				•				•				•					•	
MKS® Osteo flex Back piece with reclination straps (L 56 cm)	761-073-S				•				•				•				•				•				•	
MKS® Body belt plus, size 1 60 - 70 cm	582-201N-S	•	•	•	•																					
MKS® Body belt plus, size 2 70 - 80 cm	582-202N-S					•	•	•	•																	
MKS® Body belt plus, size 3 80 - 90 cm	582-203N-S									•	•	•	•													
MKS® Body belt plus, size 4 90 - 105 cm	582-204N-S													•	•	•	•									
MKS® Body belt plus, size 5 105 - 120 cm	582-205N-S																		•	•	•	•				
MKS® Body belt plus, size 6 120 - 135 cm	582-206N-S																						•	•	•	•



MKS® Lumbo

Bridging orthosis

Indications

- Severe lower back pain
- Severe lumbar sciatica
- Lumbar sciatica
- Spondylolithesis
- Facet syndrome
- Spinal stenosis
- Vertebral body fractures

Features

- Semi-elastic bandaging material
- Lateral reinforcing stays
- Firm abdominal piece with hook and loop fastener
- Circumference and shape can be adjusted
- Modular frame structure with thorax and pelvic support
- Individual strap course



Mode of Operation

The MKS® Lumbo functions according to the 3-Point-Principle.












The wide lumbar bandage with the additional tensioning straps and the modular frame structure straightens and hence relieves the lumbar vertebral column.



Size chart and article numbers

Size	Standard	Extra
Body circumference [cm]	70 - 95	95 - 125
Abdominal height: 18 cm Back height: 28-32 cm	785A-1	785A-2
Abdominal height: 18 cm Back height: 36-40 cm	785B-1	785B-2

Modules for the modular assembly

Name	Art.-No.	Included as standard in the products Art.-No. 785...				
		A1	B1	A2	B2	
MKS® Body belt Vario Standard 70 – 95 cm	581-063-S	•	•			
MKS® Body belt Vario Extra 95 – 125 cm	581-064-S			•	•	
MKS® Dorsal rod Set 25 cm	221-005-S	•		•		
MKS® Dorsal rod Set 32 cm	221-006-S		•		•	
MKS® Thoracic brace 45 cm	422-014-S	•	•			
MKS® Pelvic brace 45 cm	422-015-S	•	•			
MKS® Thoracic brace 60 cm	422-012-S			•	•	
MKS® Pelvic brace 60 cm	422-013-S			•	•	
MKS® Lumbo Fastening straps	581-051-S	•	•	•	•	
MKS® Lumbo Back cove height 1	422-016-S	•		•		
MKS® Lumbo Back cover height 2	422-017-S		•		•	

MKS® Lumbo forte

Bridging orthosis

Indications

- Severe lower back pain
- Severe lumbar sciatica
- Spondylolithesis
- Facet syndrome
- Spinal stenosis
- Stable vertebral body fractures
- Scheuermann's disease
- Tumor
- Spondylitis
- Degenerative changes in the lumbar spine
- Abdominal and lumbar muscle insufficiency

Features

- Semi-elastic bandaging material
- Lateral reinforcing stays
- Firm, high abdominal piece with hook and loop fastener
- Modular frame structure with thorax and pelvic support
- Individual strap course



Mode of operation

The MKS® Lumbo forte functions according to the 3-Point-Principle.

The wide, high lumbar bandage with the additional tensioning straps and the modular frame structure straightens and hence relieves the lumbar vertebral column.












Size chart and article numbers

Size	1	2	3	4	5	6
Body circumference [cm]	60 - 70	70 - 80	80 - 90	90 - 105	105 - 120	120 - 135
Abdominal height: 25 cm Back height: 32 cm	787-11	787-21	787-31	787-41	787-51	787-61
Abdominal height: 30 cm Back height: 38 cm	787-12	787-22	787-32	787-42	787-52	787-62

Optional back rods (spring band steel) for mobilisation:
 28 cm – Art.-Nr.: 221-021-S (for Back height 32 cm)
 34 cm – Art.-Nr.: 221-022-S (for Back height 38 cm)

Modules for the modular assembly

Name	Art.-No.	Included as standard in the products Art.-No. 787...												
		11	21	31	41	51	61	12	22	32	42	52	62	
MKS® Thoracic brace 45 cm	422-014-S	•	•	•				•	•	•				
MKS® Pelvic brace 45 cm	422-015-S	•	•	•				•	•	•				
MKS® Thoracic brace 60 cm	422-012-S				•	•	•				•	•	•	
MKS® Pelvic brace 60 cm	422-013-S				•	•	•				•	•	•	
MKS® Dorsal rod Set 25 cm	221-005-S	•	•	•	•	•	•							
MKS® Dorsal rod Set 32 cm	221-006-S							•	•	•	•	•	•	
MKS® Lumbo forte Strap Set	787-gt	•	•	•	•	•	•	•	•	•	•	•	•	
Body belt Lumbo forte 11	581-101-S	•												
Body belt Lumbo forte 21	581-102-S		•											
Body belt Lumbo forte 31	581-103-S			•										
Body belt Lumbo forte 41	581-104-S				•									
Body belt Lumbo forte 51	581-105-S					•								
Body belt Lumbo forte 61	581-106-S						•							
Body belt Lumbo forte 12	581-107-S							•						
Body belt Lumbo forte 22	581-108-S								•					
Body belt Lumbo forte 32	581-109-S									•				
Body belt Lumbo forte 42	581-110-S										•			
Body belt Lumbo forte 52	581-111-S											•		
Body belt Lumbo forte 62	581-112-S												•	
MKS® Lumbo Back cover height 1	422-016-S	•	•	•	•	•	•							
MKS® Lumbo Back cover height 2	422-017-S							•	•	•	•	•	•	

Spinal orthoses

MKS® Lumbo plus

Spinal orthosis

Indications

- Stable vertebral body fractures
- Scheuermann's disease
- Tumor
- Spondylitis
- Severe lower back pain
- Severe lumbar sciatica
- Spondylolithesis
- Facet syndrome
- Spinal stenosis

Features

- Semi-elastic bandaging material
- Lateral reinforcing stays
- Firm abdominal piece with hook and loop fastener
- Circumference and shape can be adjusted
- Modular frame structure with thorax and pelvic support
- Individual strap course
- Reclination straps



Mode of operation

The MKS® Lumbo plus functions according to the 3-Point-Principle.

The wide lumbar bandage with the additional tensioning straps and the modular frame structure straightens and hence relieves the lumbar vertebral column.

The adjustable circumference and outline the bandage can be fitted for different body shapes.

The reclination straps are attached to the lumbar bandage through additional lateral straps. Hereby rotation is limited and stabilisation is ensured.

















Size chart and article numbers

Size	Standard	Extra
Body circumference [cm]	70 - 95	95 - 125
Abdominal height: 18cm Back height reclination: 53-58 cm	786C-1	786C-2
Abdominal height: 18cm Back height reclination: 59-65 cm	786A-1	786A-2
Abdominal height: 18cm Back height reclination: 66-72 cm	786B-1	786B-2

Opt. Dorsal rods (46 cm) – Art.-No.: 221-026-5 (for Back height reclination 48 - 52 cm)

Modules for the modular assembly

Name	Art.-No.	Included as standard in the products Art.-No. 786...						
		C1	A1	B1	C2	A2	B2	
MKS® Body belt Vario Standard 70 - 95 cm	581-063-S	•	•	•				
MKS® Body belt Vario Extra 95 - 125 cm	581-064-S				•	•	•	
MKS® Reclination rod Set 51 cm	221-008-S	•			•			
MKS® Reclination rod Set 58 cm	221-009-S		•			•		
MKS® Reclination rod Set 65 cm	221-010-S			•			•	
MKS® Thoracic brace 45 cm	422-014-S	•	•	•				
MKS® Pelvic brace 45 cm	422-015-S	•	•	•				
MKS® Thoracic brace 60 cm	422-012-S				•	•	•	
MKS® Pelvic brace 60 cm	422-013-S				•	•	•	
MKS® Lumbo Shoulder plate	422-010-S	•	•	•	•	•	•	
MKS® Lumbo plus Reclination strap Set	786-gt	•	•	•	•	•	•	
MKS® Lumbo Back cover height 1	422-016-S	•	•		•	•		
MKS® Lumbo Back cover height 2	422-017-S			•			•	
MKS® Strap loop	761-001-S	•	•	•	•	•	•	

Spinal
orthoses

MKS® Lumbo forte plus

Spinal orthosis

Sizes



This product is also available in pediatric sizes.

Indications

- Severe lower back pain
- Severe lumbar sciatica
- Lumbar sciatica
- Spondylolithesis
- Facet syndrome
- Spinal stenosis
- Stable vertebral body fractures
- Scheuermann's disease
- Tumor
- Spondylitis

Features

- Semi-elastic bandaging material
- Lateral reinforcing stays
- Firm, high abdominal piece with hook and loop fastener
- Modular frame structure with thorax and pelvic support
- Individual strap course
- Reclination straps



Mode of operation

The MKS® Lumbo forte plus functions according to the 3-Point-Principle.

The wide, high lumbar bandage with the additional tensioning straps and the modular frame structure straightens and hence relieves the lumbar vertebral column.

The reclination straps are attached to the lumbar bandage through additional lateral straps. Hereby rotation is limited and stabilisation is ensured.















Size chart and article numbers

Size	1	2	3	4	5	6
Body circumference [cm]	60 - 70	70 - 80	80 - 90	90 - 105	105 - 120	120 - 135
Abdominal height: 25 cm Back height reclination: 53-58 cm	788-10	788-20	788-30	788-40	788-50	788-60
Abdominal height: 25 cm Back height reclination: 59-65 cm	788-11	788-21	788-31	788-41	788-51	788-61
Abdominal height: 25 cm Back height reclination: 66-72 cm	788-12	788-22	788-32	788-42	788-52	788-62

Opt. Dorsal rods (46 cm) – Art.-No.: 221-026-S (for Back height reclination 48 - 52 cm)

Modules for the modular assembly

Name	Art.-No.	Included as standard in the products Art.-No. 788...																		
		10	20	30	40	50	60	11	21	31	41	51	61	12	22	32	42	52	62	
MKS® Thoracic brace 45 cm	422-014-S	•	•	•				•	•	•				•	•	•				
MKS® Pelvic brace 45 cm	422-015-S	•	•	•				•	•	•				•	•	•				
MKS® Thoracic brace 60 cm	422-012-S				•	•	•				•	•	•				•	•	•	
MKS® Pelvic brace 60 cm	422-013-S				•	•	•				•	•	•				•	•	•	
MKS® Reclination rod Set 51 cm	221-008-S	•	•	•	•	•	•													
MKS® Reclination rod Set 58 cm	221-009-S							•	•	•	•	•	•							
MKS® Reclination rod Set 65 cm	221-010-S													•	•	•	•	•	•	
MKS® Lumbo Shoulder plate	422-010-S	•	•	•	•	•	•	•	•	•	•	•	•	•	•	•	•	•	•	
MKS® Lumbo forte plus Strap Set	788-gt	•	•	•	•	•	•	•	•	•	•	•	•	•	•	•	•	•	•	
Body belt Lumbo forte 11	581-101-S	•						•												
Body belt Lumbo forte 21	581-102-S		•						•											
Body belt Lumbo forte 31	581-103-S			•						•										
Body belt Lumbo forte 41	581-104-S				•						•									
Body belt Lumbo forte 51	581-105-S					•						•								
Body belt Lumbo forte 61	581-106-S						•						•							
Body belt Lumbo forte 12	581-107-S													•						
Body belt Lumbo forte 22	581-108-S														•					
Body belt Lumbo forte 32	581-109-S															•				
Body belt Lumbo forte 42	581-110-S																•			
Body belt Lumbo forte 52	581-111-S																	•		
Body belt Lumbo forte 62	581-112-S																		•	
MKS® Lumbo Back cover Height 1	422-016-S	•	•	•	•	•	•	•	•	•	•	•	•							
MKS® Lumbo Back cover Height 2	422-017-S													•	•	•	•	•	•	
MKS® Strap loop	761-001-S	•	•	•	•	•	•	•	•	•	•	•	•	•	•	•	•	•	•	

Spinal orthoses

MKS® Lumbo mobil

Spinal orthosis

Indications

- Severe lower back pain
- Severe lumbar sciatica
- Lumbar sciatica
- Spondylolithesis
- Facet syndrome
- Spinal stenosis
- Stable vertebral body fractures
- Scheuermann's disease
- Tumor
- Spondylitis
- Degenerative changes in the lumbar spine
- Abdominal and lumbar muscle insufficiency

Features

- Semi-elastic bandaging material
- Lateral reinforcing stays
- Firm, high abdominal piece with hook and loop fastener
- Modular frame structure with thorax and pelvic support
- Individual strap course
- Front Pad



Mode of operation

The MKS® Lumbo mobil functions according to the 3-Point-Principle.
















The wide lumbar bandage with the additional tensioning straps and the modular frame structure straightens and hence relieves the lumbar vertebral column.



Size chart and article numbers

Size	1	2	3	4	5	6	51	61
Body circumference [cm]	60 - 70	70 - 80	80 - 90	90 - 105	105 - 120	120 - 135	105 - 120	120 - 135
Abdominal height [cm]	18	18	18	18	18	18	18	18
Back height [cm]	32	32	34	34	38	38	34 (reduced)	34 (reduced)
Art.-No.	789-1	789-2	789-3	789-4	789-5	789-6	789-51	789-61

Modules for the modular assembly

Name	Art.-No.	Included as standard in the products Art.-No. 789...									
		1	2	3	4	5	6	51	61		
MKS® Thoracic brace 45 cm	422-014-S	•	•	•							
MKS® Pelvic brace 45 cm	422-015-S	•	•	•							
MKS® Thoracic brace 60 cm	422-012-S				•	•	•	•	•		
MKS® Pelvic brace 60 cm	422-013-S				•	•	•	•	•		
MKS® Dorsal rod Set 25 cm	221-005-S	•	•	•	•				•		
MKS® Dorsal rod Set 32 cm	221-006-S					•	•				
MKS® Lumbo mobil Fastening straps	581-055-S	•	•	•	•	•	•	•	•		
MKS® Front Pad	761-051-S	•	•	•	•	•	•	•	•		
MKS® Body belt mobil Gr. 1	581-301-S	•									
MKS® Body belt mobil Gr. 2	581-302-S		•								
MKS® Body belt mobil Gr. 3	581-303-S			•							
MKS® Body belt mobil Gr. 4	581-304-S				•						
MKS® Body belt mobil Gr. 5	581-305-S					•					
MKS® Body belt mobil Gr. 6	581-306-S						•				
MKS® Body belt mobil Gr. 51	581-3051-S							•			
MKS® Body belt mobil Gr. 61	581-3061-S								•		
MKS® Lumbo Back cover Height 1	422-016-S	•	•	•	•				•	•	
MKS® Lumbo Back cover Height 2	422-017-S					•	•				
Lateral double straps size 1	581-201-S	•									
Lateral double straps size 2	581-202-S		•								
Lateral double straps size 3	581-203-S			•							
Lateral double straps size 4	581-204-S				•						
Lateral double straps size 5	581-205-S					•					
Lateral double straps size 6	581-206-S						•				
Lateral double straps size 51	581-2051-S							•			
Lateral double straps size 61	581-2061-S								•		
Dorsal rod Set 24 / 26 cm Spring band steel	221-020-S	•	•								
Dorsal rod Set 28 cm Spring band steel	221-021-S			•	•			•	•		
Dorsal rod Set 34 cm Spring band steel	221-022-S					•	•				

Lumbar bandage

Indications

- Lower back pain
- Moderately severe lumbar sciatica with slight failures in intervertebral disc protrusion/prolapse
- Moderately severe radicular lumbar syndrome, pseudo-radicular lumbar syndrome
- Spondylolithesis, grade I with lumbago
- Moderately severe lumbar deformity (relapsing treatment, complicated course)
- Condition after intervertebral disc surgery with small up to medium-sized prolapse
- Spondylarthrosis
- Sacroiliac joint irritation
- Lumbar muscle insufficiency

Features

- Semi-elastic bandaging material
- Lateral reinforcing stays
- Firm abdominal piece with hook and loop fastener
- Bridging rods (spring band steel)
- Stable bridging frame that adjusts to contour, with window



Mode of operation

The MKS® Lumbo fenestra functions according to the bridging principle. The wide bandage with the additional lateral double straps straightens and hence relieves the lumbar vertebral column. The stable bridging frame that adjusts to contour contains a window for easy access to the wound and pressure relief of the injured area.



Size chart and article numbers

Size	1	2	3	4	5	6
Body circumference [cm]	60 - 70	70 - 80	80 - 90	90 - 105	105 - 120	120 - 135
Abdominal height [cm]	18	18	18	18	18	18
Back height [cm]	32	32	34	34	38	38
Art.-No.	790-11	790-21	790-31	790-41	790-51	790-61



MKS® Extensa

Three-Point-Fixation

Sizes



This product is also available in pediatric sizes.

Indications

- Stable vertebral body fractures
- Postsurgical stabilisation
- Osteoporosis

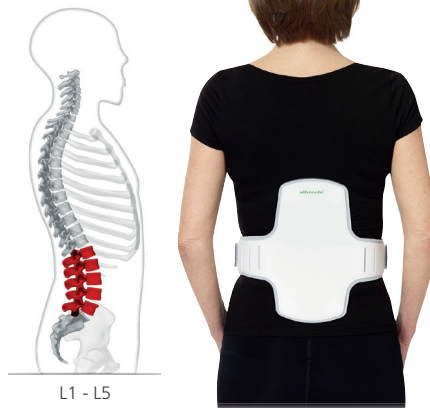
Features

- Adjustable, stable aluminium profiles
- Padded pelottes
- Individual strap course
- Compression padding for the waist
- Clip fastener for easy handling

Mode of operation

The MKS® Extensa functions according to the 3-Point-Principle.

Front- and back piece straighten and hence relieve the vertebral column. Focused compression between iliac crest and thorax relieves the lumbar vertebral column further.










Size chart and article numbers

Size	S	M	L
Body circumference [cm]	70 - 125	70 - 125	70 - 125
Front height [cm]	40 - 47	48 - 53	54 - 59
Back height [cm]	28	28	28
Art.-No.	706C	706A	706B

Optional Front rod 32 cm – Art.-No.: 221-014-S (for Front height 35 - 40 cm)

Modules for the modular assembly

Name	Art.-No.	Included as standard in the products Art.-No. 706...			
		S	M	L	
MKS® Front rod 38 cm	221-015-S	•			
MKS® Front rod 44 cm	221-016-S		•		
MKS® Front rod 50 cm	221-017-S			•	
MKS® Sternal pad	761-041-S	•	•	•	
MKS® Abdominal plate	761-042-S	•	•	•	
MKS® Symphyseal pad	761-043-S	•	•	•	
MKS® Dorsal plate	761-049-S	•	•	•	
MKS® Extensa / Extensa plus Strap Set	706-gt	•	•	•	

MKS® Extensa plus

Three-Point-Fixation

Sizes



This product is also available in pediatric sizes.

Indications

- Stable vertebral body fractures
- Postsurgical stabilisation
- Osteoporosis

Features

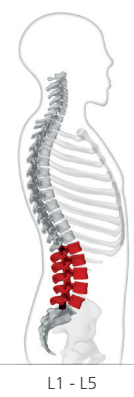
- Adjustable, stable aluminium profiles
- Padded pelottes
- Individual strap course
- Compression padding for the waist
- Adjustable, firm back plate
- Clip fastener for easy handling



Optionally a gluteal brace can be used for further limitation of the lateral flexion.

Mode of operation

The MKS® Extensa plus functions according to the 3-Point-Principle. Front- and back piece straighten and hence relieve the vertebral column. Focused compression between iliac crest and thorax relieves the lumbar vertebral column further.



L1 - L5













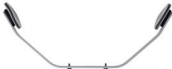


Size chart and article numbers

Size	S	M	L
Body circumference [cm]	70 - 125	70 - 125	70 - 125
Front height [cm]	40 - 47	48 - 53	54 - 59
Back height [cm]	27 - 31	27 - 31	33 - 38
Art.-No.	711C	711A	711B

Optional front rod 32 cm – Art.-No.: 221-014-S (for Front height 35 - 40 cm)

Modules for the modular assembly

Name	Art.-No.	Included as standard in the products Art.-No. 711...			
		S	M	L	
MKS® Front rod 38 cm	221-015-S	•			
MKS® Front rod 44 cm	221-016-S		•		
MKS® Front rod 50 cm	221-017-S			•	
MKS® Dorsal rod Set 25 cm	221-005-S	•	•		
MKS® Dorsal rod Set 32 cm	221-006-S			•	
MKS® Sternal pad	761-041-S	•	•	•	
MKS® Abdominal pad	761-042-S	•	•	•	
MKS® Symphyseal pad	761-043-S	•	•	•	
MKS® End plate large	761-044-S		•	•	
MKS® Pelvic fastener element	761-046-S	•	•	•	
MKS® End plate small	761-045-S	••	•	•	
MKS® Extensa / Extensa plus Strap Set	706-gt	•	•	•	
MKS® Gluteal brace (optionally)	771-mp01				

MKS® Thorecta

Three-Point-Fixation

Sizes



This product is also available in pediatric sizes.

Indications

- Stable vertebral body fractures
- Scheuermann's disease
- Postsurgical stabilisation
- Tumor
- Spondylitis

Features

- Adjustable, stable aluminium profiles
- Padded pelottes
- Individual strap course
- Compression padding for the waist
- Additional firm thorax support
- Clip fastener for easy handling



Optionally a gluteal brace can be used for further limitation of the lateral flexion.

Mode of operation

The MKS® Thorecta functions according to the 3-Point-Principle.

Front- and back piece straighten and hence relieve the vertebral column. The wide thorax support limits the lateral flexion of the spine to further immobilize and relieve the vertebral column. Focused compression between iliac crest and thorax relieves the lumbar vertebral column further.


















Size chart and article numbers

Size	S	M	L
Body circumference [cm]	70 - 125	70 - 125	70 - 125
Front height [cm]	40 - 47	48 - 53	54 - 59
Back height [cm]	33 - 38	33 - 38	40 - 45
Art.-No.	731C	731A	731B

Optional front rod 32 cm – Art.-No.: 221-014-S (for Front height 35 - 40 cm)

Modules for the modular assembly

Name	Art.-No.	Included as standard in the products Art.-No. 731...			
		S	M	L	
MKS® Front rod 38 cm	221-015-S	•			
MKS® Front rod 44 cm	221-016-S		•		
MKS® Front rod 50 cm	221-017-S			•	
MKS® Dorsal rod Set 32 cm	221-006-S	•	•		
MKS® Dorsal rod Set 39 cm	221-007-S			•	
MKS® Sternal pad	761-041-S	•	•	•	
MKS® Abdominal plate	761-042-S	••	••	••	
MKS® Symphyseal pad	761-043-S	•	•	•	
MKS® Thoracic support	761-047-S	•	•	•	
MKS® Pelvic fastener element	761-046-S	•	•	•	
MKS® End plate large	761-044-S			•	
MKS® End plate small	761-045-S	•	•		
MKS® Double strap loop	451-001-S	•	•	•	
MKS® Thorecta Strap Set	731-gt	•	•	•	
MKS® Gluteal brace (optionally)	771-mp01				

MKS® Thorecta plus

Three-Point-Fixation

Sizes



This product is also available in pediatric sizes.

Indications

- Stable vertebral body fractures
- Scheuermann's disease
- Postsurgical stabilisation
- Tumor
- Spondylitis

Features

- Adjustable, stable aluminium profiles
- Padded pelottes
- Individual strap course
- Compression padding for the waist
- Additional firm thorax support
- Reclination straps
- Clip fastener for easy handling



Optionally a gluteal brace can be used for further limitation of the lateral flexion.

Mode of operation

The MKS® Thorecta plus functions according to the 3-Point-Principle.

Front- and back piece straighten and hence relieve the vertebral column. The wide thorax support limits the lateral flexion of the spine to further immobilize and relieve the vertebral column. The reclination straps straighten the vertebral column further and minimize rotation. Focused compression between iliac crest and thorax relieves the lumbar vertebral column further.



Size chart and article numbers

Size	S	M	L
Body circumference [cm]	70 - 125	70 - 125	70 - 125
Front height [cm]	40 - 47	48 - 53	54 - 59
Back height reclination [cm]	52 - 56	59 - 63	66 - 70
Art.-No.	751C	751A	751B

















Opt. front rod 32 cm – Art.-No.: 221-014-S (for Front height 35 - 40 cm)

Opt. Reclination rod 46 cm – Art.-No.: 221-026-S (for Back height reclination 48 - 51 cm)

Meaning of indicated dimensions on page 124

Other sizes available on request

Modules for the modular assembly

Name	Art.-No.	Included as standard in the products Art.-No. 751...			
		S	M	L	
MKS® Front rod 38 cm	221-015-S	•			
MKS® Front rod 44 cm	221-016-S		•		
MKS® Front rod 50 cm	221-017-S			•	
MKS® Reclination rod Set 51 cm	221-008-S	•			
MKS® Reclination rod Set 58 cm	221-009-S		•		
MKS® Reclination rod Set 65 cm	221-010-S			•	
MKS® Sternal pad	761-041-S	•	•	•	
MKS® Abdominal plate	761-042-S	•	•	•	
MKS® Symphyseal pad	761-043-S	•	•	•	
MKS® End plate large groß	761-044-S	•	•	••	
MKS® Thoracic support	761-047-S	•	•	•	
MKS® Pelvic fastener element	761-046-S	•	•	•	
MKS® End plate small	761-045-S	•	•		
MKS® Double strap loop	451-001-S	•	•	•	
MKS® Thorecta plus Strap Set	751-gt	•	•	•	
MKS® Gluteal brace (optionally)	771-mp01				

MKS® Core Compression Bandage

Compression bandage

Indications

- Prevention of blood congestion
- Support during transfer

Features

- Semi-elastic bandaging material
- Abdominal piece with hook and loop fastener
- Individual strap course
- Detachable lateral double straps

Mode of operation

The function of the MKS® Core Compression Bandage is based on the principle of compression. The stomach part, which consists of several straps can be individually adapted to the patient's needs by means of a side binding piece. This produces a compression pressure on the lower abdomen and can thus counteract blood retention.



Optionally side binding pieces for additional compression.



Optionally side binding pieces

Size chart and article numbers

MKS® Core Compression Bandage (4 straps)

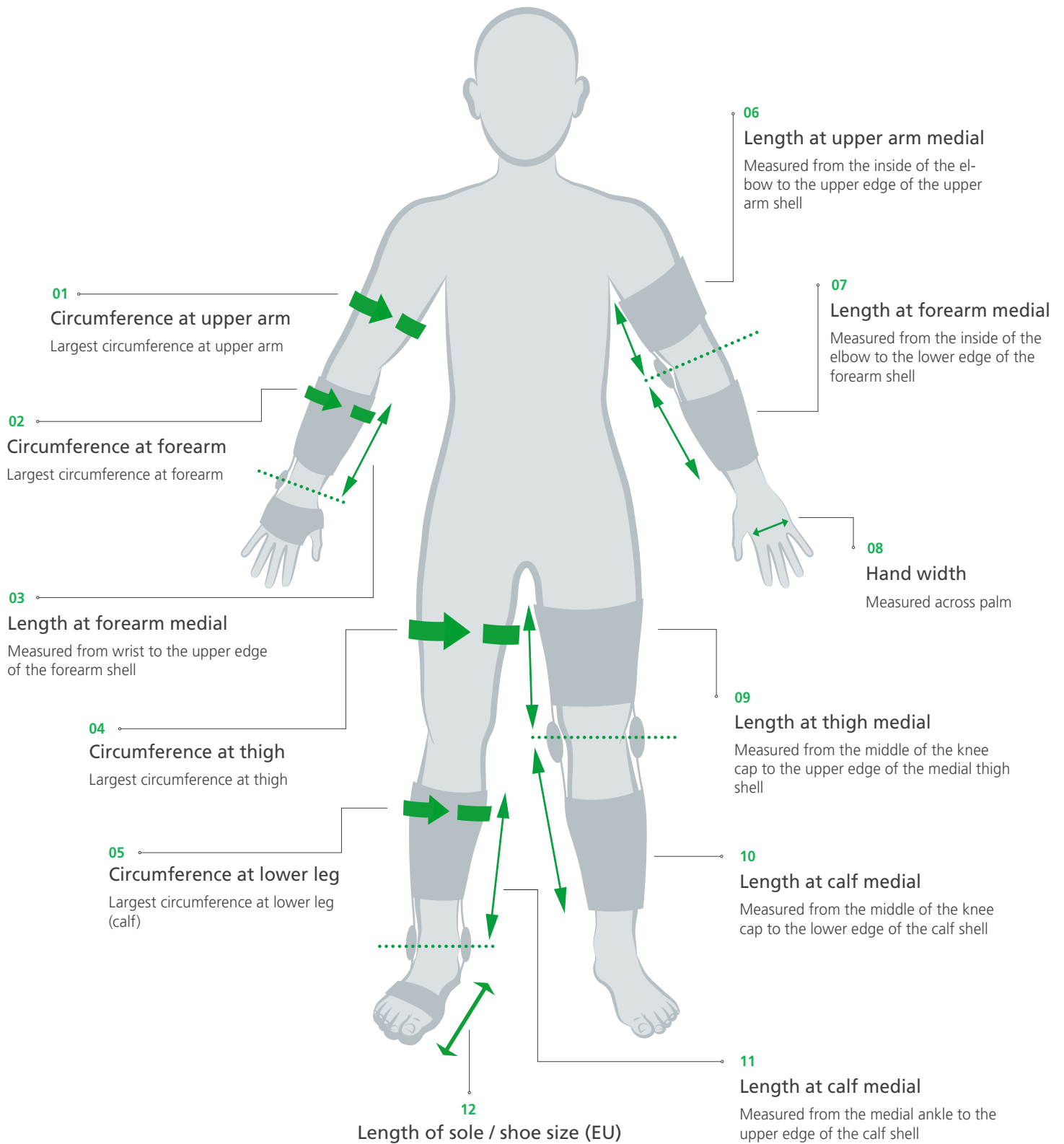
Size	1	2	3	4	5	6
Body circumference [cm]	60 - 70	70 - 80	80 - 90	90 - 105	105 - 120	120 - 135
Abdominal height [cm]	32	32	34	34	34	34
Back height [cm]	32	32	34	34	34	34
Art.-No.	583-001-S	583-002-S	583-003-S	583-004-S	583-005-S	583-006-S

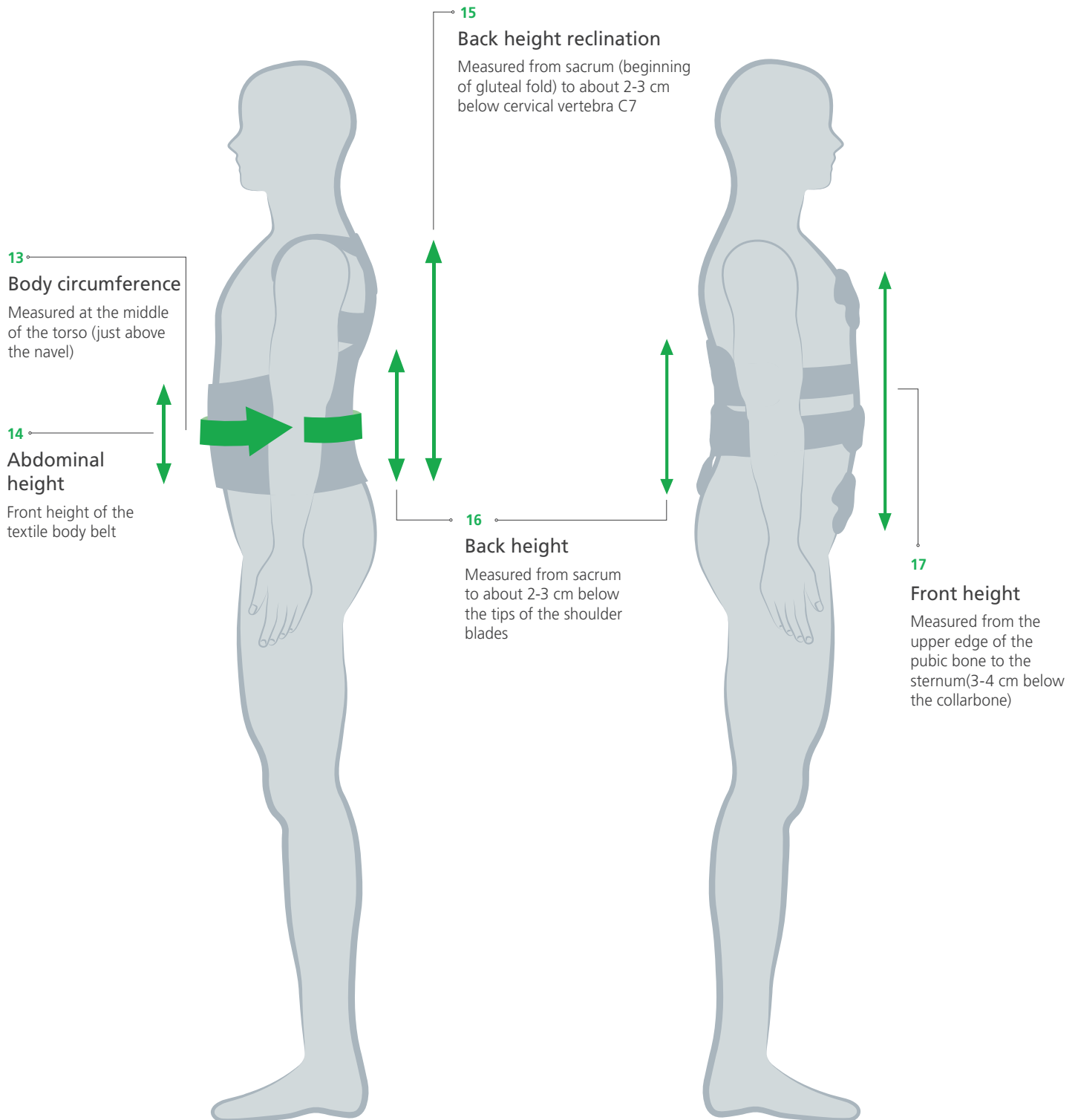
MKS® Core Compression Bandage (3 straps)

Size	1	2	3	4	5	6
Body circumference [cm]	60 - 70	70 - 80	80 - 90	90 - 105	105 - 120	120 - 135
Abdominal height [cm]	22	22	22	22	22	22
Back height [cm]	22	22	22	22	22	22
Art.-No.	583-001N-S	583-002N-S	583-003N-S	583-004N-S	583-005N-S	583-006N-S



Meaning of indicated dimensions





Our entire portfolio

Here you can find the albrecht-products for neurology and pediatrics.



albrecht NEURO

To emphasize our commitment to neuro-orthopedics we have summarized selected products as the albrecht NEURO series. The albrecht NEURO series offers a range of innovative products, that have acquired themselves well in the field of neurology. The albrecht NEURO catalogue provides an overview of our product portfolio for the neurology as well as case studies.



albrecht JUNIOR

We offer a broad product portfolio for the pediatrics to ensure optimal treatment. The albrecht JUNIOR series includes orthoses for functional rehabilitation and dynamic contracture therapy as well as selected back products. To improve the suitability for children the Junior series is available in four colours with animal pattern.

Request our catalogues

albrecht GmbH

T +49 8051 96129-0

F +49 8051 96129-30

info@albrechtgmbh.com